


HUNGER for THE GOOD News



MATERIALS

- GOOD NEWS**
paper and crayons
- SCRIPTURE DISCOVERY**
Bible
scripture cards
- SCRIPTURE STORY**
- GOOD NEWS REMINDER**
precut tri-fold card for each child
crayons
- SHARE WITH OTHERS**
food basket
pantry food
- DISCIPLES' GENEROUS RESPONSE**
offering basket
- GOOD NEWS CARDS**
good news card
crayons/markers
food basket
- RICE FOR THE HUNGRY**
cooked rice
spoons
- PRAYER MOSAIC CROSS**
cross poster
apple prayer pieces
tape or glue stick
- FAMILY CONNECTIONS**
take-home pages

Good News

Have the children color pictures of things they did last week. As they color, let everyone share good news about their week. This may be a new concept for some, so guiding questions will probably be needed.

- *Did you go anywhere?*
- *Did anyone play with friends? on a sports team?*
- *Did you get anything new?*
- *Did anyone tell you that they loved you?*

**"Believe
the good
news!"**
—Mark 1:15

Scripture Discovery

Write each of the words on apple shapes. Place them in the book of Mark for children to discover. After reading and repeating the scripture verse, explain that today's words are on apples because this is World Hunger Day—a day when we remember all the hungry people in this world.

Scripture Story

Jesus recognized his challenge of sharing the good news of God with the people. To help the children understand what it means to "hunger" for the good news, tell the story from Luke 10:38–42 of Mary sitting at the feet of Jesus (*page 32*).

- *How can you tell when you are hungry?*
- *What do you do when you are hungry?*
- *Which foods are your favorites?*
- *What does it mean when something "makes you hungry"?*
- *Why do we feel hungry?*

When we feel we really need something, we say we "hunger" for it, meaning we want it the way we want food when our tummies are empty. In the story, Mary was hungering for something that Jesus had to share.

- *What was Mary hungry for?*
- *What is the good news of God?*

Good News Reminder

1 Fold 11" x 8.5" paper in half lengthwise. Then fold into thirds. Open and cut out top, outside corner squares.

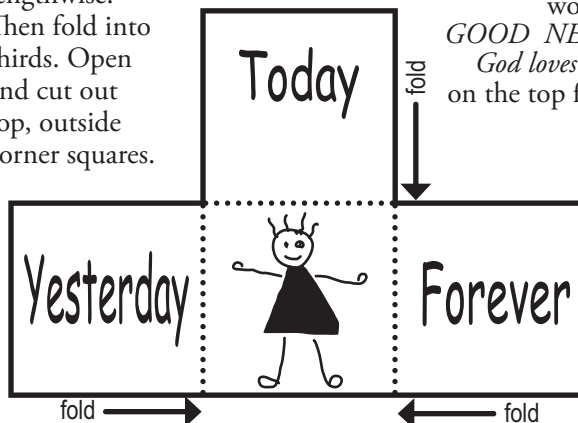
2 Refold as shown in drawing.

3 Write the words:
GOOD NEWS
God loves me!
on the top flap.

GOOD NEWS
God loves me!

4 Write words on inside flaps as shown.

5 Let child draw their picture in middle inside square.



Share with Others

Call parents of children several days before class. Explain that they will be putting together a food basket during class, and ask them to send canned or dry food with their child on Sunday. Be sure to have extra items for children to place into the basket. Put the food basket together in class and arrange for them to present it to the pastor (or other appropriate person) for delivery to a hungry family in your community.

"Sharing Generously"

Tune: "Old MacDonald Had a Farm"

God needs me a disciple to be,
Sharing generously.

In faith we give because we care,
Sharing generously.

With a nickle here, and a quarter there,
See our money helping others,
bringing love to one another.

God needs me a disciple to be,
Sharing generously.



Disciples' Generous Response

Let children place their money in the offering basket as they sing, clap, and dance to the music of the song "Sharing Generously."

Good News Cards

Have the children decorate and sign Good News Cards to place inside the food basket.



Inside text:

God loves YOU
—yesterday
—today
—forever!

Rice for the Hungry

Provide a small amount of cooked rice for each child to taste. While they eat the rice, explain that many children in the world have only a small bowl to eat each day. And sometimes that rice must last them longer.

"GOOD NEWS"

Tune: "Good News, Chariots A'Comin'"


Good News, Jesus loves me,
Good News, Jesus loves me,
Good News, Jesus loves me,
Do you know he loves you just as much as me?

Good News, Jesus loves you,
Good News, Jesus loves you,
Good News, Jesus loves you,
Yes, I know he loves you just as much as me?

Prayer-Cross Mosaic

This is the first Sunday of Lent. Each Sunday of Lent the children will say a prayer as they add to the prayer wall design. Draw a cross labyrinth design on a large piece of poster board. Hang where the children can reach it. Each week as the children say their prayers, let them write their name on a piece of paper and place it on one of the rows around the cross. To help young children catch the concept, slips of paper may be cut into specific shapes representing that week's theme. Add extra pieces to fill in the shape.

Today's prayer pieces can be cut into the shape of an apple. Let children stick their prayer paper on the poster with tape or glue stick as they say a prayer for all the hungry people in this world.



Family Connections

Make copies of the Family Connections (page 32) to send home with each child. Mail a copy to children who missed today's class.

The Good News of God

by Marge Nelson

After Jesus was baptized he spent forty days alone in the wilderness. He used this time to think about how he was to share the good news of God and how his life would change. Jesus knew that there were many people who were hungry to learn the message that God loved them yesterday, God loves them today, and God will love them forever! One of those people was Mary, sister of Martha and Lazarus.

It was almost time for the meal and the house was full. Mary, Martha, and Lazarus lived in a big house, but when Jesus came to visit, it was almost too small. Wherever he went, the disciples traveled with him.

But Mary, Martha, and Lazarus loved to have company, especially when it was Jesus and his friends. Usually the men would sit in a room and talk while the women fixed the food in the kitchen.

Today was different. Martha was in the kitchen cooking, baking, filling bowls and water jugs, and getting the food ready. But Mary wasn't helping her. Mary was in the other room where the men had gathered. She was right in the middle of things, sitting on the floor at Jesus' feet. Mary loved to be close to Jesus. She loved to listen to him talk.

Martha appeared in the doorway. She did not look happy. "Lord, do you not care that my sister has left me to do all the work by myself? Tell her to help me."

Jesus looked at Martha. She looked hot and tired. Then he looked at Mary. There was a smile on her face and a glow in her eyes. She seemed so happy. Jesus spoke to her sister. "Martha, you are worried and troubled by all the things you are doing. But you don't need to do so much for us. Only one thing is really important."

Martha was still upset. "But Jesus, you must be hungry. There is food to prepare."

"Yes, Martha, we are hungry, but so is Mary. She is hungry for the good news of God. She is hungry for the message I have to share. I cannot take that away from her."

FAMILY CONNECTIONS



**"Believe
the good
news!"**
—Mark 1:15

- **Let's read today's story together.**
- **Let me use my Good News Reminder card to tell you the good news.**
- **Let's take food to a local pantry that helps feed hungry people.**
- **Let's invite someone to eat at our table.**

