

Fourth Sunday of Easter



The
Children's
Illustrated
Bible

pages 286–287

Ordinary People

Read the story of Peter and John from *The Children's Illustrated Bible* and the scriptures from Acts 4:1-13, 1 John 3:16-18, and Doctrine and Covenants 46:9a. Discuss: What were John and Peter arrested for? What did Peter say? The rulers realized that John and Peter were “uneducated and ordinary” men who had been companions with Jesus. Like Jesus, they were considered “uneducated,” because they did not have religious training as rabbis.


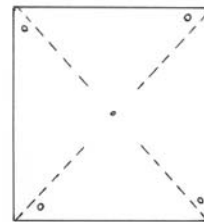
Hold up a pinwheel. Describe how ordinary it is, made of common materials, nothing special. But show that when it is blown on, it does great things. What power makes it move? Compare this pinwheel to larger “pinwheels” such as windmills that through the power of the wind can generate huge amounts of electricity, pump water, run machinery, and more. In fact, a single windmill in Spirit Lake, Iowa, powers an elementary school with energy to spare. The pinwheel is like ordinary people, but when God gives them the power of the Holy Spirit, they can do great things in Jesus’ name.

While Peter and John were teaching, the priests, temple captain, and the Sadducees came to them, very annoyed. They arrested them and put them in custody. But five thousand of those who heard the word of God believed. The next day the leaders assembled in Jerusalem. They stood Peter and John in front of them and asked, “By what power or by what name did you do this?” Peter, filled with the Holy Spirit, said, “We are questioned because of a good deed done to someone who was sick and are asked how this man has been healed. This man is in good health by the name of Jesus Christ, whom you crucified and whom God raised from the dead.” Now when they saw the boldness of Peter and John and realized that they were uneducated and ordinary men, they were amazed and recognized them as companions of Jesus.

—Acts 4:1–13 adapted

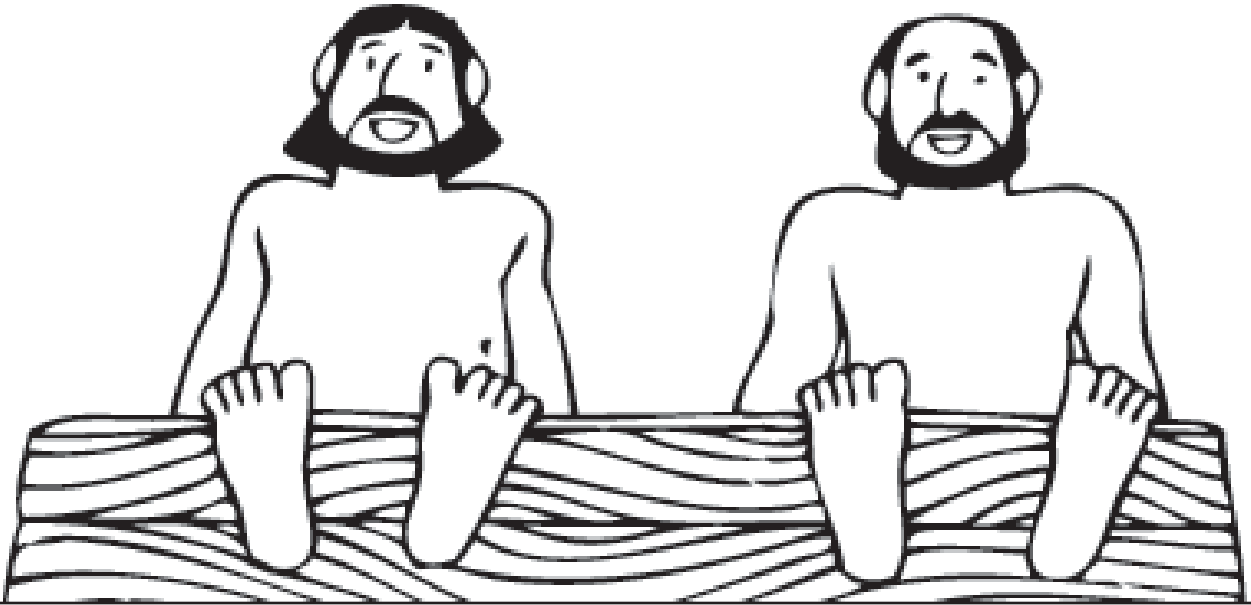
Pinwheels

1. Use markers to create a design on both sides of a paper. Cut on cutting lines and punch holes. (see example).
2. Use headpin to poke holes clear through the top of a straw. Poke the headpin through a hole in one button.
3. Lace the paper onto the headpin.
4. Add button, then string through holes in straw.
5. Add another third button and bend the end of the headpin around to stay in place.
6. Blow on the pinwheel or move with your arm to make it work.



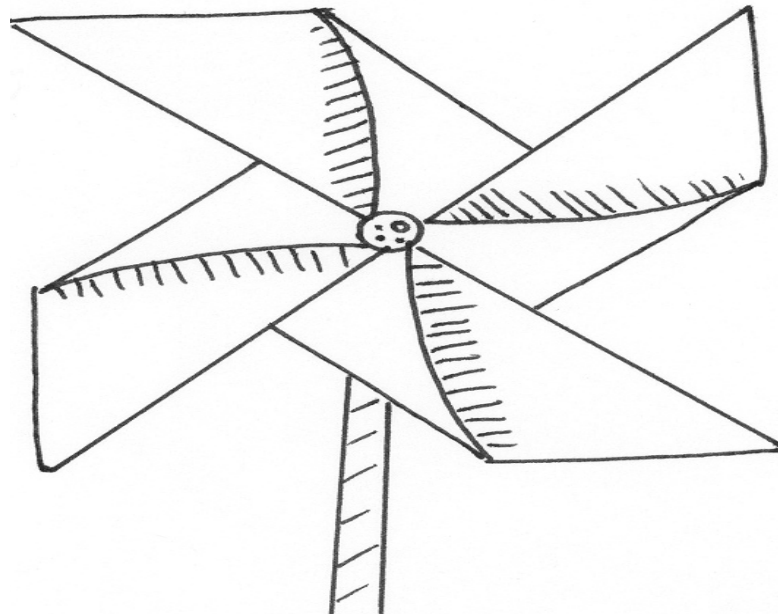
Pinwheel Snacks

Make snacks that look like pinwheels. Place one tablespoon of cream cheese in the center of a plate, topped by caramel sauce and a maraschino cherry. Surround this center with four apple slices to create a pinwheel! The fruit can be dipped into the yummy cream cheese/caramel dip!



While Peter and John were teaching, the priests, temple captain, and the Sadducees came to them, very annoyed. They arrested them and put them in custody. But five thousand of those who heard the word of God believed. The next day the leaders assembled in Jerusalem. They stood Peter and John in front of them and asked, "By what power or by what name did you do this?" Peter, filled with the Holy Spirit, said, "We are questioned because of a good deed done to someone who was sick and are asked how this man has been healed. This man is in good health by the name of Jesus Christ, whom you crucified and whom God raised from the dead." Now when they saw the boldness of Peter and John and realized that they were uneducated and ordinary men, they were amazed and recognized them as companions of Jesus.

—Acts 4:1–13 adapted



Write ways that someone is "unordinary" on the pinwheel.