



Cabin Devotions



This week is about being grounded in Jesus. For many, especially campers who do not attend church regularly, the story and hope of Jesus' birth is a major way that grounding starts and is renewed each year. For this reason symbols of Christmas will play a part in the cabin devotions each night. Ornaments created throughout the week will be serve as memories of their camp experience for many years to come.

Counselors should be prepared to decorate their cabin/room with Christmas lights. Every cabin will also need a some sort of tree, vine, or branch where they can hang the ornaments created each night. Ornaments could also be hung from beds or cabin ceilings if desired.

Since special supplies are required and certain things should be done before camp ever begins, at least one person needs to be assigned the task of preparing cabin devotions for each night.

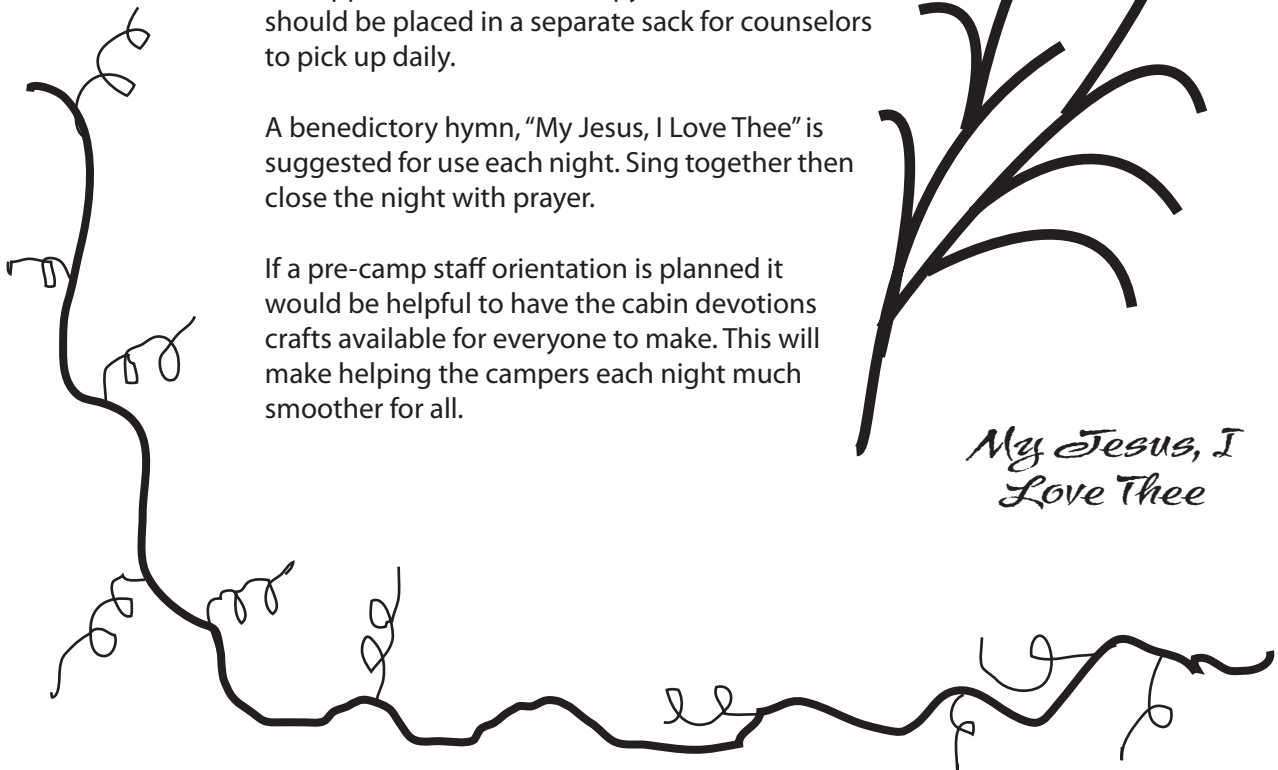
All supplies needed and a copy of the instructions should be placed in a separate sack for counselors to pick up daily.

A benedictory hymn, "My Jesus, I Love Thee" is suggested for use each night. Sing together then close the night with prayer.

If a pre-camp staff orientation is planned it would be helpful to have the cabin devotions crafts available for everyone to make. This will make helping the campers each night much smoother for all.



*My Jesus, I
Love Thee*



Night 1: Getting to Know You

The first night is about getting to know one another. Attitude should be fun and celebratory. Let the excitement of camp, new friends blend with the fun of Christmas decorations and memories.

While You Work

Ask campers to share a favorite Christmas memory. This will serve as a great way to get conversation started and to get know one another better.

Scripture Reading

In the beginning was the Word, and the Word was with God, and the Word was God. He was in the beginning with God. All things came into being through him, and without him not one thing came into being. What has come into being in him was life, and the life was the light of all people. The light shines in the darkness, and the darkness did not overcome it.
—John 1:1–5 NRSV

And the Word became flesh and lived among us, and we have seen his glory, the glory as of a father's only son, full of grace and truth.—John 1:14 NRSV

Closing

Sing together, "My Jesus, I Love Thee" (HS #204) then close with prayer.



BASIC SUPPLIES NEEDED

- 1 Christmas ball ornament per person
 - permanent markers
 - glitter sticks
-
- Give each person a ball ornament.
 - Provide permanent markers, glitter sticks, etc. for use in decorating the balls.
 - Each unique design should include the names of its creator on the ball.
 - Hang finished ornaments.

Night 2: Hope

Why a Star?

The star in the sky guided wise men to the place where the child Jesus could be found. Today it is used to remind us that just as the stars shine in the sky for everyone to see, the hope of Christ in our lives is there for everyone to follow.

While You Work

Talk about the day's events. Answer the question, "What are their hopes for the week?"

Scripture Reading

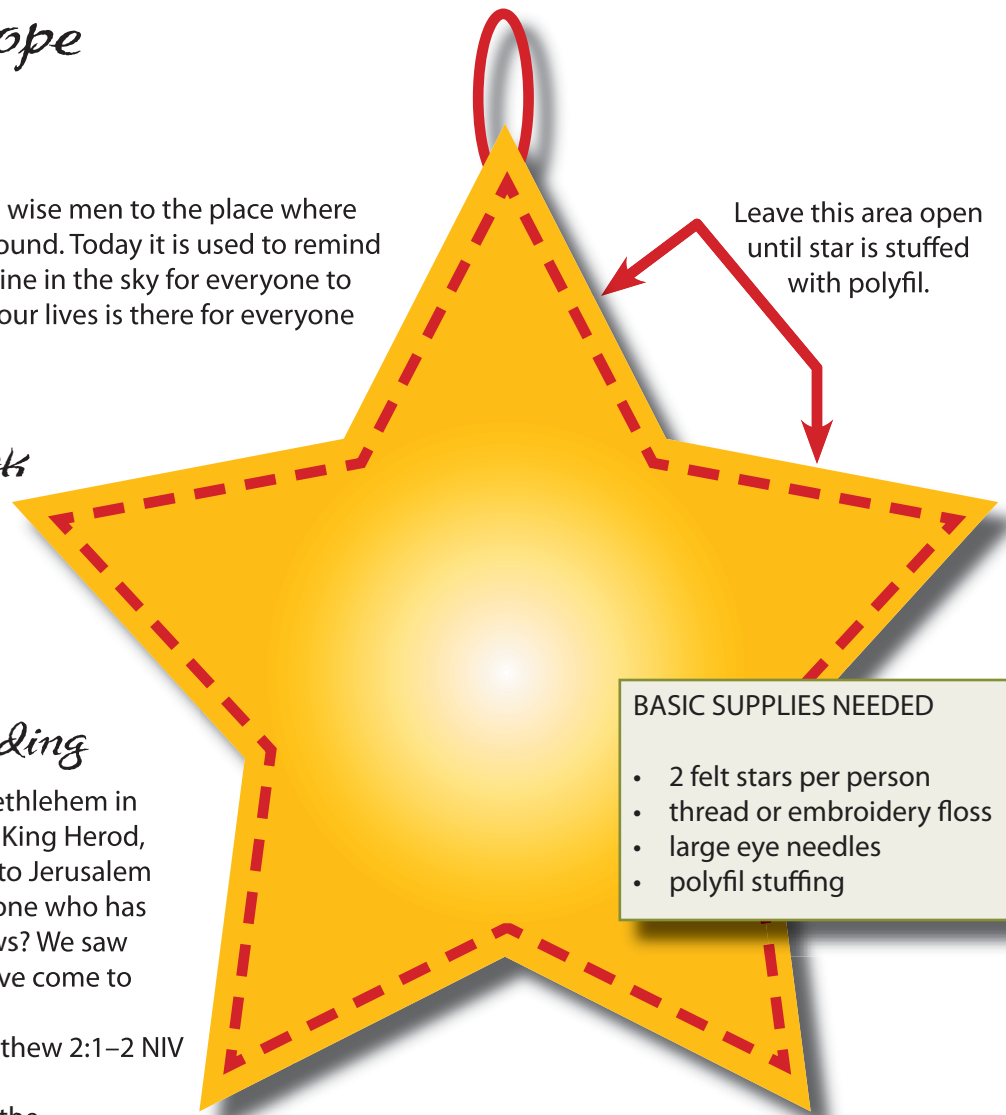
After Jesus was born in Bethlehem in Judea, during the time of King Herod, Magi from the east came to Jerusalem and asked, "Where is the one who has been born king of the Jews? We saw his star in the east and have come to worship him."

—Matthew 2:1–2 NIV

The star they had seen in the east went ahead of them until it stopped over the place where the child was. When they saw the star, they were overjoyed. On coming to the house, they saw the child with his mother Mary, and they bowed down and worshiped him. Then they opened their treasures and presented him with gifts of gold and of incense and of myrrh.—
Matthew 2:9–11 NIV

Closing

Sing together, "My Jesus, I Love Thee" (HS #204) then close with prayer.



- Using the pattern above, cut two identical star shapes for each person from craft felt.
- Place star shapes back to back.
- Using thread or embroidery floss and an easy to thread needle stitch around the outside edge, leaving an opening between two star points as shown in picture above.
- Stuff polyfil stuffing into the star to give it dimension. Be sure to get stuffing into the star points. Don't overfill.
- Stitch the final section around the outside of the star closed.
- Add a loop to hang.

Night 3: Love

Why an Ojo de Dios (Eye of God)?

“God’s Eyes” were originally from the Huichol Indians of Mexico and the Aymara Indians of Bolivia. They were made to place on an altar so God could watch over people praying. Today they are used as a reminder that God looks with love over each one us!*

While You Work

Talk about the day’s events. Answer the question, “When have you felt that God was watching over you with love?”

Scripture Reading

“You shall love the Lord your God with all your heart, and with all your soul, and with all your strength, and with all your mind; and your neighbor as yourself.
—Luke 10:27 NRSV

Closing

Sing together, “My Jesus, I Love Thee” (HS #204) then close with prayer.

Prepare Ahead!

BASIC SUPPLIES NEEDED

- craft stick cross—1 per person
- variegated yarn _____" long
- scissors

- Make a cross with two craft sticks. Glue them together ahead of time to make the craft easier.

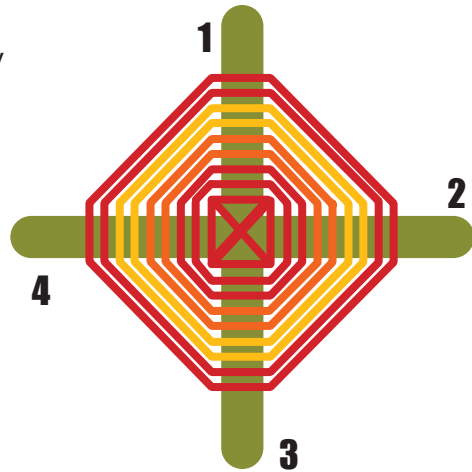
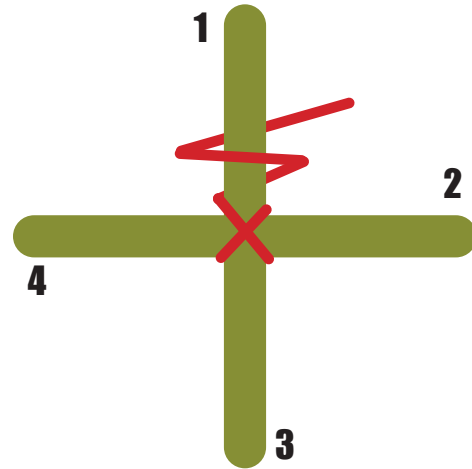
- Cut variegated yarn into _____ lengths and roll into small balls for ease of use. Each person will need one cross and one ball of yarn.

- Tie one end of yarn around the cross of the sticks. Do not cut.

- Wrap the yarn once completely around stick 1 (see diagram).

- Then, moving constantly in the same direction, wrap yarn completely around stick two, then three, then 4. This will produce a diamond shaped pattern.

- Continue process over and over, keeping yarn rows close together, until desired size of God’s Eye is created.



* <http://www.caron-net.com/kidfiles/kidsapr.html>

Why a Cross?

As disciples we recognize that in the teachings of Jesus we find the message of the gospel. But the symbol of the empty cross reminds us that

“Jesus is the Messiah, the Son of God, and that through believing you may have life in his name.”

—John 20:30 NRSV.

While You Work

Talk about the events of the day. Answer the question, “What is the hardest thing about being a disciple in today’s world?”

Scripture Reading

Now the eleven disciples went to Galilee, to the mountain to which Jesus had directed them. When they saw him, they worshiped him; but some doubted. And Jesus came and said to them, “All authority in heaven and on earth has been given to me. Go therefore and make disciples of all nations, baptizing them in the name of the Father and of the Son and of the Holy Spirit, and teaching them to obey everything that I have commanded you. And remember, I am with you always, to the end of the age.

—Matthew 28:1–20 NRSV

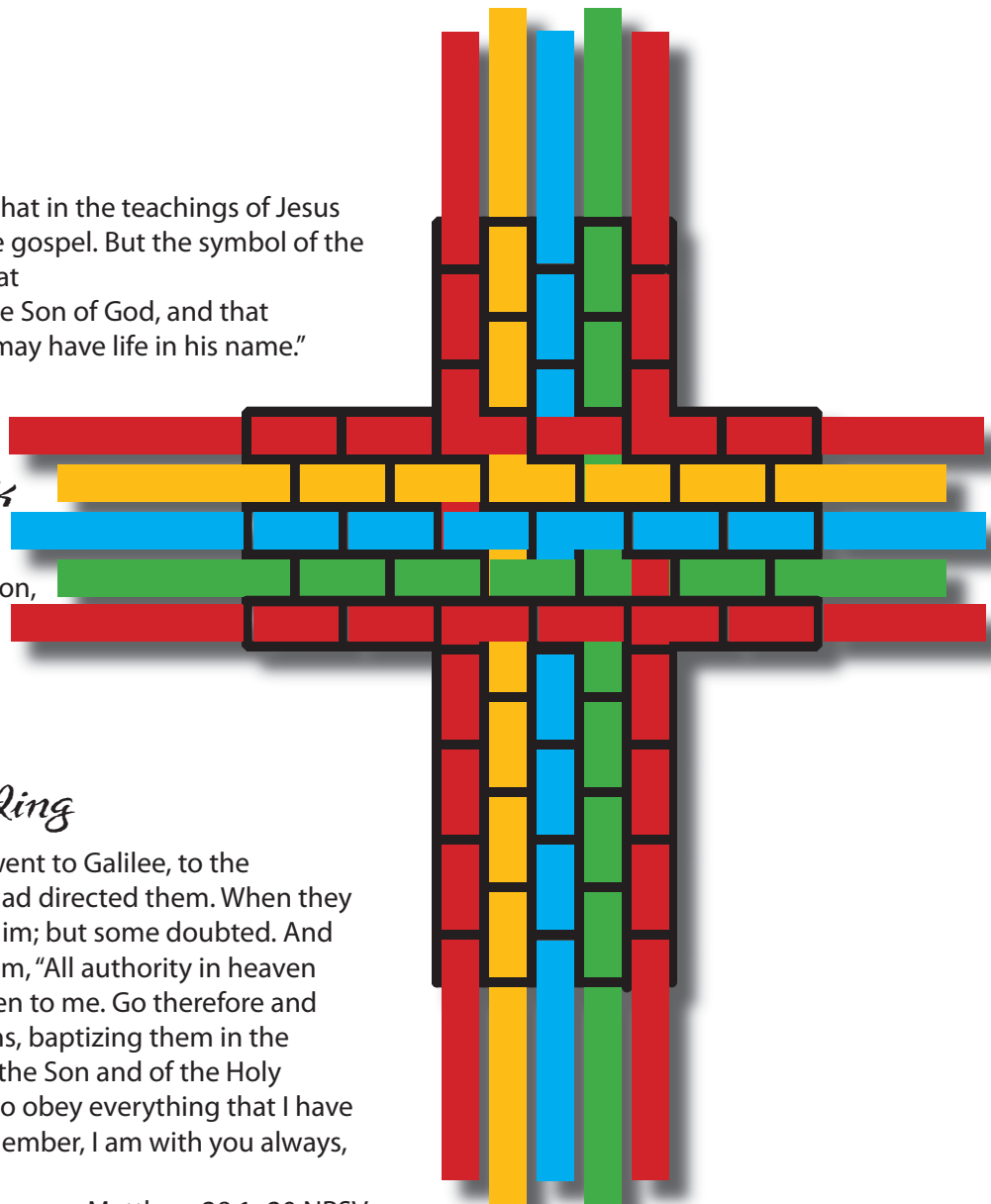
Closing

Sing together, “My Jesus, I Love Thee” (HS #204) then close with prayer.

BASIC SUPPLIES NEEDED

- 5 count plastic needlepoint canvas cut into shape of cross—1 cross per person
- thin ribbon
 - five cut 8" long
 - five cut 6" long
- scissors

- Give each person a cross shaped needlepoint canvas and their ten pieces of ribbon.
- Ribbons may be woven in and out of the canvas in any pattern desired.
- When finished trim ribbons to desired lengths.



Night 5:

Why a Wreath?

The wreath reminds us that the goal of peace is not achieved alone, but in community. Each bead is a reminder of a different person, a different culture, a different way of thinking that our own. Like the beads on this wreath we must find a way to bring our differences together if we are ever going to see peace.

While You Work

Talk about the day's events. Discuss the question, "Where do you find peace?"

Scripture Reading

"Blessed are the poor in spirit, for theirs is the kingdom of heaven.

"Blessed are those who mourn, for they will be comforted.

"Blessed are the meek, for they will inherit the earth.

"Blessed are those who hunger and thirst for righteousness, for they will be filled.

"Blessed are the merciful, for they will receive mercy.

"Blessed are the pure in heart, for they will see God.

"Blessed are the peacemakers, for they will be called the children of God.

"Blessed are those who are persecuted for righteousness' sake, for theirs is the kingdom of heaven.

"Blessed are you when people revile you and persecute you and utter all kinds of evil against you falsely on my account. Rejoice and be glad, for your reward is great in heaven.—Matthew 5:1–11 NRSV

BASIC SUPPLIES NEEDED

- copper wire shaped into 4" circle—1 per person
- beads to string onto wire.
- 8" ribbon for bow



- Create circles that are approximately 4" by wrapping copper wire around a can or other round object.
- Thread beads onto wire.
- Twist wire to close.
- Add a ribbon tie to hang.

Closing

Sing together, "My Jesus, I Love Thee" (HS #204) then close with prayer.

Why bells?

Because we are disciples of Christ, our actions and voice serve as a witness to the truth and grace of Jesus Christ. The things we do and the things we say are testimony of what we believe. They should ring out the message we are called to share. Tonight's ornament is made with bells. The sound of the bells is a reminder of the disciple's call to testify.

While You Work

Talk about the events of the day. Discuss the question, "How has someone here at camp this week testified to you of the love and peace of Jesus Christ?"

Scripture Reading

"You are the light of the world. A city built on a hill cannot be hid. No one after lighting a lamp puts it under a bushel basket, but on the lampstand, and it gives light to all in the house. In the same way, let your light shine before others, so that they may see your good works and give glory to [God] in heaven.

—Matthew 5:14–16 NRSV

Closing

Sing together, "My Jesus, I Love Thee" (HS #204) then close with prayer.

