

Ginkgo Tree

The leaf pictured in this year's camp logo represents the leaves found on a ginkgo tree.

- The ginkgo tree may be the oldest living seed plant—a living fossil.
- Ginkgo trees may live longer than 3,000 years—one of the wonders of the world.
- The ginkgo is grown in many countries today. This species appropriately borders the World Plaza at the Community of Christ Temple in Independence, Missouri.
- A ginkgo tree survived the atomic blast on Hiroshima, Japan, during World War II.
- The ginkgo tree is regarded as a "bearer of hope."
- **THE GINKGO TREE—IT'S A GOD THING!**

For More Information on Ginkgo Trees

www.xs4all.nl/~kwanten

Daily Themes

Day 1: Psalm 104:1, 5–33

CREATOR OF AWE

Day 2: Psalm 139:1–12, 14

THE GOD IN YOU AND ME

Day 3: Proverbs 2:1–11

IN SEARCH OF WISDOM

Day 4: Ephesians 3:14–19

GROUNDING IN LOVE

Day 5: Colossians 3:12–17

BACK ON THE BIKE

This year's theme, "It's a God Thing," focuses on those moments and places in our everyday life that can only be explained as "a God thing." It will focus campers on

- the Spirit that guides and comforts;
- the God of wonder and awe and the undeniable testimony of God that is deeply present in the creation surrounding them in the camp setting;
- the God that is reflected and present in them;
- the God of little things, song, clouds, joy, friends, family; and
- the God we know but cannot explain.

Throughout the week make constant, repetitive references to the "God things." The positive and encouraging actions of the camp staff can make an amazing difference as campers venture into a deeper understanding of their personal relationship with God.

Setting the Camp Theme



Camp Helpers: "It's a God Thing"

Events this day help set the mood for the whole camp. It is important for campers to have opportunity to get questions answered and fears calmed. They should begin to connect as "cabin" groups as well as the whole camp community.

Registration Check-in

- final payment of registration fees
- parental permission for activities, photography, and video
- emergency contact information
- health histories and insurance information
- parents talk with camp nurse for specific medical instructions
- parent information for final day closing activities and pick-up
- class sign-up
- cabin assignments and move-in

Move-in Activities

(during registration)

- cabin move-in
- swimming
- recreational games
- carnival games/booths
- camp tours
- snacks

Cabin Activities

- sister/brother cabins meet
- small group mixers
- small group prayers for the week

Camp Orientation

- welcome
- introduce leaders
- sing songs
- explain expectations
- theme introduction

Opening Day Activities



Opening Activity

Welcome campers, share necessary announcements, and then set the stage for the camp's theme (see page 7).

Ask campers to help decorate the setting for camp worships, Chaos class, and other whole camp gatherings. Create a large ginkgo tree. For the trunk and branches, wire together large (dead) tree branches. All leaves should be removed. String Christmas lights on the tree for an added festive touch.

Make ginkgo leaves from the provided pattern (next page). Tape string onto the leaf to provide a way to tie the leaves to the tree.

Give each camper and leader a leaf. Ask them to write their name on the leaf, and then tie it to the tree. Next, give them several other leaves for them to write the first names of family and friends they want to be remembered this week. Attach these leaves to the tree too.

Campfire

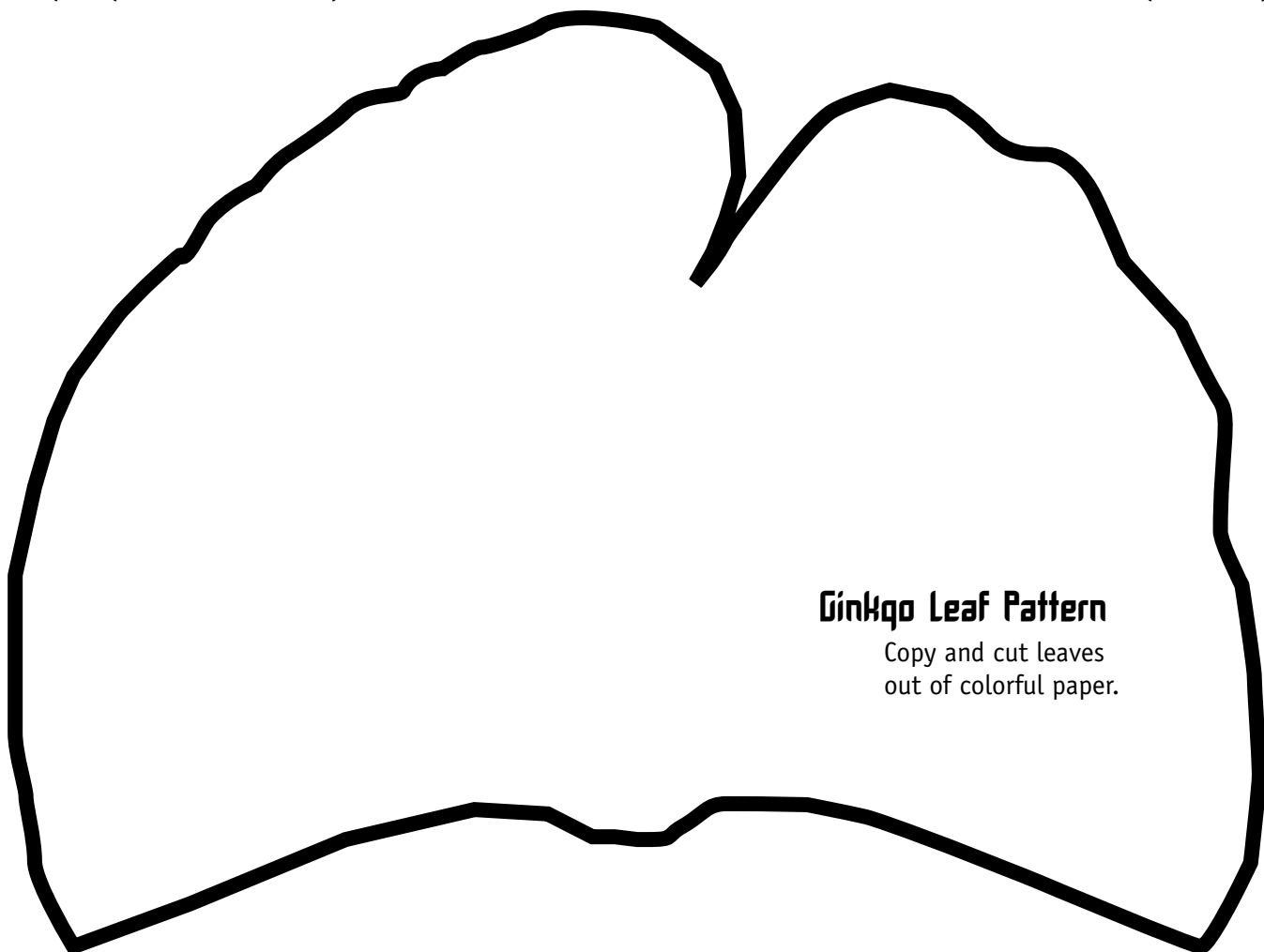
Use this time to continue introducing campers to camp staff. Since leadership classes have not yet started, staff should present skits, lead favorite songs, and connect to cabin groups. Campfire on the following nights should be planned, prepared, and led by campers from leadership classes.

Cabin Devotions

The first night sets the stage for camper's expectations to close each day with cabin devotions. It will be an important opportunity for campers to process their first day together as well as wind down for a good night's rest. Don't let the business of this first day tempt counselors to skip the activity!

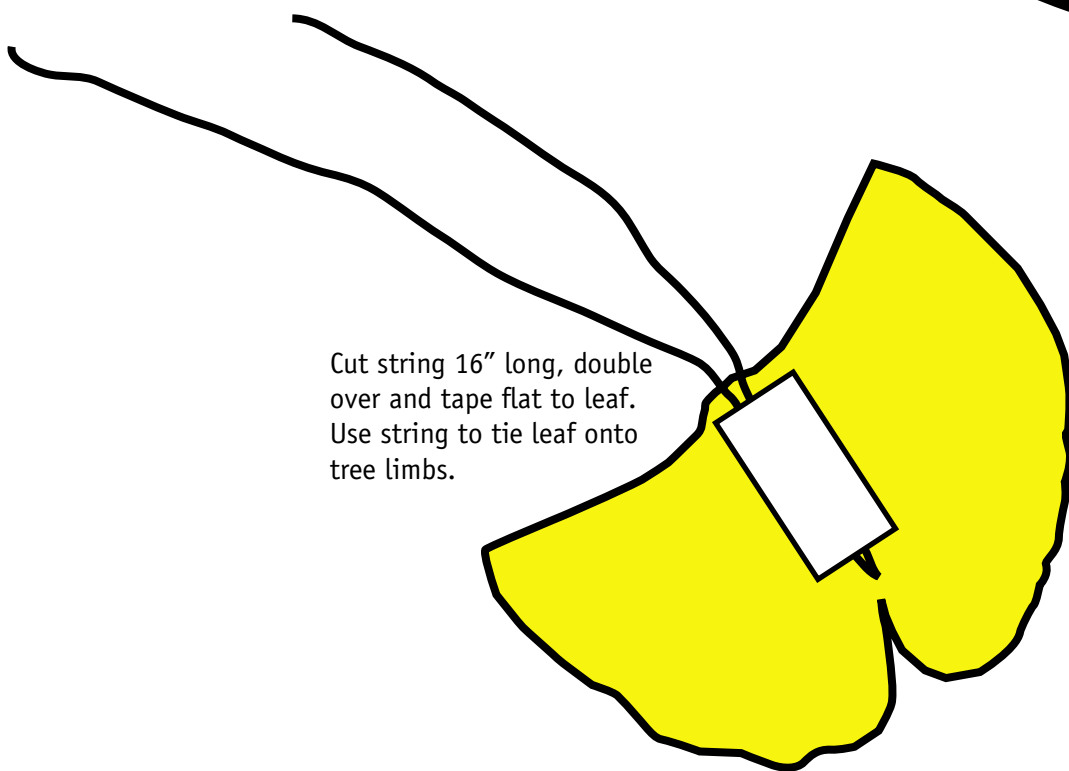
Opening Day Activities

Notes



Ginkgo Leaf Pattern

Copy and cut leaves out of colorful paper.



Cut string 16" long, double over and tape flat to leaf. Use string to tie leaf onto tree limbs.

CAMP LOG

Campers design and create the camp log to be sent home at the end of the week.

CAMP PHOTOGRAPHY

Campers take digital photos that can be used in the camp log as well as in slide show diaries each day.



CAMPFIRE

Learn about campfire leadership, plan evening campfires, practice songs, make skit assignments, and then help lead campfires. Campfire class will need to work with music class, drama class, message class, and fire-building class.

campfire songs

www.scouting.org.za/songs


www.geocities.com/EnchantedForest/Glade/8851

campfire skits

www.bsa-gnyc.org/member/skits.htm

CHAOS CACOPHONY

Campers in this leadership class will prepare for the Chaos Class opening each day. This class will need to work with the drama class as well as the instructor of the Chaos Class.



COOKING

Campers in this leadership class will spend time in the kitchen helping the cooks prepare camp meals.

DRAMA

Campers in this leadership class will practice, prepare, and perform dramas and skits used throughout the week. Chaos classes on day three and day five have dramas to be presented as part of the opening. Drama and Chaos Cacophony classes will need to work together.

EVENT PREPARATION

This class will work on the necessary preparation for all-camp evening events.

Leadership Classes

Camp is a place where everyone is equal and possibilities are endless. It is the perfect setting for campers to try their hand at various leadership opportunities they might never otherwise try.

The more involved campers are, the more meaningful their camp experience will be. Leadership classes are a way of facilitating this involvement on a daily basis. These classes will also help campers recognize the many different areas of leadership that go into ministry.

By requiring campers to take a leadership class each day, a natural pattern for how to give them leadership opportunities will evolve.

Some classes will be best if they are taken by the same repeating campers each day. Others classes will be more suited for campers who wish to take different leadership class each day.



FIRE BUILDING

Campers will learn how to build different types of campfires along with fun and unique ways to start campfires. The class will build the campfires for each night.

www.bwca.cc/activities/camping/campfirestarting.htm

www.nordskogen.northshield.org/campfires_101.htm#lightfire



Leadership Classes

Notes

"IT'S A GOD THING"

Campers in this leadership class will create ways to praise and affirm every camper throughout the week. Actions may include but are certainly not limited to: posters around camp, notes on the pillows, happy stickers, friendship bracelets, back rubs, musical telegrams. An important part of this class is to make sure that every camper is affirmed in many positive ways.

MEDITATION CLASS


Campers in this class will practice and learn about specific meditation and stretching techniques (such as yoga). They will help lead the morning Breathe . . . Just Breathe sessions.

MOVIE MAKING

Learn how to film and edit video. Campers will create a video of camp to present before the closing service. It could include clips of camp activities along with brief interviews and camper comments. Consider making this video available for all campers.

MUSIC

Learn songs to teach and lead during camp: Breathe...Just Breathe session, meal time sing-a-longs, Chaos class, campfire, and worship. Music class will need to work with campfire class, worship class, and PowerPoint media class.



PERFORMING MUSIC

Campers in this class will practice during class time to perform

for worship, talent show, evening concert, or other camp opportunities. Depending on camp leadership, this class may take the shape of a choir, band, or solo practicing.

USING CDs, DVDs, or videos?
KEEP IT LEGAL!!!

www.ccli.com

www.mplc.com



Leadership Classes

POWERPOINT MEDIA

Design and create the PowerPoint slides to use with camp music and camp announcements. PowerPoint class will need to work with music class, worship class, and camp leaders.

PRAYERS

Campers who attend this class will spend their time praying for the other campers and learn about prayer. Students in this class may also be used as persons who pray publicly during whole camp activities such as Breathe...Just Breathe, before meals, during worship, and campfire.



Notes

SHARING THE MESSAGE

Campers in this class prepare and share for the campfire challenges each night. This class will need to work with the campfire class.



SOUND SYSTEMS

Campers will learn how to run the sound system equipment and help to set it up and run it for necessary activities.

WORSHIP PLANNING

Help to plan and lead worship services for camp, especially the closing service.

AMAZING SCIENCE EXPERIMENTS

The awe of science is an amazing part of God's creation. Get a creative "mad" scientist and have fun!

ANIMAL TRACKING

Campers learn to track and identify the animals that share the campgrounds with them.

ASTRONOMY

Study the stars during day classes and observe them at night.

AUDIO RECORDINGS OF THE SOUNDS OF NATURE

Create a collection of nature sounds: birds singing, waves lapping on shore, wind rustling the trees, crickets, and frogs.

BIBLE STUDY: JESUS' PARABLES OF NATURE

Many of Jesus' parables used nature as the learning tool. Find and study these parables.

CRAFT IDEAS FROM NATURE

Always a hit. Campers make crafts from items easily found in nature. See page 16 for specific nature craft ideas.

CREATIVE WRITING

Inspire campers to write stories, poems, and songs involving nature.

ENVIRONMENTAL PROTECTION

Campers learn about ways they can actively protect the world they live in.

NATURE IDENTIFICATION

Learn to identify the plant, animal, rock, and/or insect world they share at camp.

NATURE PHOTOGRAPHY

Study photography of nature, and provide opportunities for campers to photograph and capture the awesomeness of God's world.

Awesome ... God Classes

A major goal this week is to help campers discover and recognize the presence of God. What better place to begin than with the awe and wonder of the nature that surrounds them in your camp setting!

This type of activity is important at any camp, but exceptionally so in the development of this year's theme, "It's a God Thing." Let opportunities for discovery fill your camp through classes, worship experiences, whole camp events, and special adventures.

A list of possibilities have been given for Awesome . . . God Classes, Nature Crafts, and Awesome . . . God Adventures. Use these ideas to spur the imagination for ways campers can discover the unique and awesome testimony of God. At times the wonder of our own landscape can become "normal." Through new eyes, the knowledge and understanding of the everyday presence of God that surrounds them can be renewed.





NATURE SKETCHING

Provide sketch pads, chalk, charcoal pencils, sketching pencils, and nature for an awesome experience.

PAINTING

Paint landscapes with watercolor or acrylics.

STUDY OF LIGHT

God is often referred to as the Light. This is a great opportunity to help campers understand God as light.

STUDY OF WEATHER

Learn about the mysteries of weather.

TRAIL BLAZING

Learn how to safely and respectfully explore and enjoy nature.

VIDEO DOCUMENTARY OF NATURE

Campers will use video cameras and editing to create a nature documentary of their class.

WATER ACTIVITIES

Conquering the power of water is always a powerful experience. Classes involving this thrill are always a welcome addition to camp: swimming, canoeing, boating, water safety.

Awesome ... God Classes

Notes

NATURE'S DISPLAY BOXES

Collect items from nature (seed pods, sea shells, sticks, stones, pine cones, flowers) to display in a shadow box design.

WREATHS

Create and/or decorate wreaths, using items available from the environment.

- grape vine wreaths
- grasses
- Spanish moss
- flowers—fresh and dried
- pine cones, seeds, and seed pods
- dried berries

NATURE'S INSTRUMENTS

Create musical instruments using items from nature.

- dried gourd shakers
- wind chimes
- sticks and drums
- sea shells

NATURE'S IMPRESSIONS

- Make pressed flower projects (cards, photo frames, pictures).
- Use chalk or crayons to rub imprints of nature onto paper.
- Place fresh leaves and/or flowers facedown on fabric laying on a sturdy flat surface. Lay waxed paper over the top, then pound with hammer to release the design of the plant onto the fabric.
- Use plants to stamp designs with acrylic paints: mushroom spoors, apple halves, carrots, potatoes, leaves, flowers.
- Use plants as the paintbrush to create different textures.
- Lay plants/flowers/seeds/feathers on paper or fabric. Spray paint over the items to create silhouetted designs.
- Lay items on dark construction paper (or solar print paper found at hobby stores). Place in bright sun. Check the fade printing process each day.
- Use spices, herbs, flowers, and fruits to create potpourri


WEAVINGS

Use grasses, vines, cattail leaves, and/or reeds to create place mats, baskets, and other weaving projects

NATURE'S SCULPTURES

Use items like sticks, rocks, and seed pods to create unique sculptures.

Nature Crafts




**FOR MORE CRAFT
IDEAS, CHECK OUT THESE
WEB SITES.**

[www.enchantedlearning.com/
crafts/nature](http://www.enchantedlearning.com/crafts/nature)

[www.daniellespace.com/html/
nature.html#](http://www.daniellespace.com/html/nature.html#)

[www.seedsofknowledge.com/
naturecrafts.html#](http://www.seedsofknowledge.com/naturecrafts.html#)

[www.allfreecrafts.com/nature/
index.shtml](http://www.allfreecrafts.com/nature/index.shtml)



Sunrise Walk

Provide daily opportunity for early risers to discover the beauty of Earth as it awakens each day. The awe and wonder of nature is at its purest before humankind interrupts its day. Spiderwebs sparkle, birds are singing, and animals are feeding. Emphasize the importance of respecting their environment.

Observation Events

- sunrise or sunset watch
- cloud watching (lay on ground, find shapes in the clouds)
- stargazing

Hikes with a Purpose

Set up planned hikes with a specific purpose. Bird watching, plant and tree identification, animal tracking, insect treasure hunt, orienteering, and sounds of nature discovery are possibilities.


Hikes for the Awe of It

Provide opportunities for hikes that take advantage of the awe-inspiring gifts provided by your campground: climb the "mountain," walk around the lake, hike through the woods, trek through the fields, walk along the beach.

High Adventure Opportunities

Some campgrounds and/or nearby areas provide opportunity for high adventure activities ***under the supervision of trained, certified professionals***. With proper instruction and leadership, these experiences can be valuable for older campers. If these types of opportunities are offered, make sure alternate activities are also available. High adventure is not for everyone, participation should be optional!

- boating, canoeing
- mountain hiking
- float trips, rafting
- river hike
- horseback riding
- low and/or high rope courses



Awesome God Worship

- sunrise worship
- ocean/lake/mountain-top views
- journey worship—move from place to place for inspiration

Awesome ... God Adventures

Special activities bring campers together and build strong community. When those unique times are set in the backdrop of nature within the context of the theme, "It's a God Thing," the possibilities are endless.



Planning Worksheet for Camp Classes/Activities

Class/Activity

Instructor(s)

Day(s)

Time(s)

Location

Supplies Needed

Special Notes

Day 1: Creator of Awe

- "Jesus in the Morning" SCR 48
- "Alleluia" SCR 32, 33
- "Awesome God" NS 4*
- "Jesus, Name above All Names" NS 25*
- "All Things Bright and Beautiful" HS 18
- "Earth and All Stars" HS 49
- "Morning Has Broken" HS 22
- "You Shall Go Out with Joy" SP 45*
- "God of the Sparrow" SP 13*

Day 2: The God in You and Me

- "I'm Gonna Sing" SCR 25
- "Let Us Sing Together" SCR 5
- "Grab Another Hand" SCR 30
- "Make New Friends" SCR 50
- "Siyahamb' ekukhanyen' kwenkhos'" NS 46*
- "Bear Each Other's Burdens" HS 369
- "Yesu, Yesu, Fill Us with Your Love" HS 407*

Day 3: In Search of Wisdom

- "If I Were Not Upon the Stage" SCR 12
- "Teach Me, God, to Wonder" HS 176
- "Lord, I Give You" NS 32
- "Seek Ye First" NS 44*
- "Shine, Jesus, Shine" NS 45*
- "Takwaba Uwabanga Yesu!" NS 49

Day 4: Grounded in Love

- "Bubblin' Over" SCR 9
- "Love, Love, Love" SCR 47*
- "Firm Foundation" NS 10*
- "I Love You, Lord" NS 18*
- "Jesus Loves the Little Children" HS 223
- "What Wondrous Love Is This" HS 216"
- "Of All the Spirit's Gifts to Me" SP 12*

Day 5: Back on the Bike

- "Pass It On" SCR 69*
- "Go Forth with God" SCR 91*
- "Humble Yourself" NS 17
- "Jesus, Remember Me" NS 26*
- "Lord Jesus, of You I Will Sing" SP 31*
- "Lord, I Lift Your Name on High" NS 33*

*These songs should not be photocopied without written permission. Other songs may be copied for one-time use in the worship setting.

Music Suggestions

CHECK OUT THESE CD'S FOR SONG IDEAS!

**WOW HITS 2004

available from Herald House and Christian music stores

- "Simple Things"
- "All about Love"
- "Great Light of the World"
- "You Found Me"
- "Everything to Me"
- "You're My God"
- "You Are a Child of Mine"
- "Why Do I Do"
- "You Get Me"
- "Breath Your Name"
- "Love, Peace & Happiness"
- "All My People"

YOU HAVE THE POWER TO SHARE THE LIGHT

available from Herald House

- "You Have the Power to Share the Light"
- "E mahana `oa `oa"
- "My Shepherd Will Supply My Need"
- "All Life Is Sacred"
- "Community of Christ"
- "Kum ba Yah"

**USING CDs, DVDs, or videos? KEEP IT LEGAL!!!

www.ccli.com
www.mplc.com



ABBREVIATIONS USED

- HS—*Hymns of the Saints*, Herald House, 1981
- NS—*Sing a New Song*, Herald House, 1999
- SCR—*Songs for Camps and Reunions*, Herald House, 1986
- SP—*Sing for Peace*, Herald House, 1994



Camp Helpers: "It's a God Thing"

Camp Olympics

Events should be fun and silly enough to take the edge of competition away. This could be a one-time activity, or it can be something that continues throughout the week. Below are a few ideas to get the competition started.

- Opening Ceremonies: On the first evening, give cabins time to create a "flag" or banner that represents them, then hold a flag ceremony.
- Torch Relay
- Wobble Ball: Inflate a beach ball almost full, then add water. The water inside will cause the ball to move unpredictably. Use this for softball with fat plastic bats or volleyball.
- Broom Hockey: Use beach ball and toy brooms.
- Wacky Water Events: Greased watermelon relays, backward paddle boat races, surfboard paddle races, belly flop contests, cardboard boat races, water balloon catapult, water balloon relays, water balloon keep away, floating endurance, canoe swamp (in pool), swim relays
- Field and Track: Three-legged relays, wheelbarrow races, potato sack races, egg toss catch, plastic straw long distance throw, worm races, leap frog jumps
- Water Balloon Football
- Frisbee™ Golf
- Jumping Rope
- Hula-Hoop™ tricks
- Watermelon seed-spitting contest
- Yo-yo tricks
- Sing highest/lowest note
- Wacky ball free throws
- Name that hymn



Camp Dance

While providing music campers are familiar with, a lesson or two in different kinds of dances will even the dancing field. Teaching steps of line dancing, square dancing, swing dancing, even the waltz will even the playing field and help get shy campers out on the dance floor. Tie the dance to the Olympics in Athens and make it a "toga" party.

Camp Labyrinth

Work together to create a large labyrinth. This can be temporary or—with permission—a permanent addition to the campgrounds.

www.labyrinthsociety.org/html/classical04.html

"The labyrinth is truly a tool for transformation. It is a crucible for change, a blueprint for the sacred meeting of psyche and soul, a field of light, a cosmic dance. It is a center for empowering ritual."

—Lauren Artress

All-Camp Events

DID YOU KNOW?

ATHENS, GREECE—THE SITE OF THE 2004 OLYMPICS— WAS ALSO THE SITE OF THE FIRST OFFICIAL OLYMPICS.



Cooperative Game Books

The New Games Book, Andre Fluegelman, Shoshana Tembeck. Doubleday.

More New Games, Andrew Fluegelman, Shoshana Tembeck. Doubleday.

Silver Bullets, Project Adventure.

Quicksilver, Karl Rohnke, Steve Butter. Kendall/Hunt Publishing.

NEW RESOURCE!

Games for Change: Group Activities with Creative Spiritual Concepts on the Side, Tim Dodds and Lisa Prosser-Dodds. Wood 'N' Barnes Publishing.

Cooperative Games

Plan an evening of non-competitive, cooperative games. The following Web sites will provide a wealth of game possibilities for kids of all ages.

- www.geocities.com/Heartland/Woods/4864/games.html#top
- www.coopsports.com/index.shtml
- www.geocities.com/gsgreenneck/coopgames.html
- www.gameskidsplay.net
- www.freechild.org/Firestarter/games.article.htm

Game Night

Set up for a night of good old-fashioned games. Provide snacks, listen to music, and have a great time.

- Monopoly™
- Scrabble™
- Rummikub™
- dominos
- checkers
- Pictionary™
- Clue™
- Connect Four™
- Jenga™
- Sorry™
- chess
- Uno™ or Uno Attack™
- Life™
- Chutes and Ladders™
- Twister™


Hayride with Bonfire and Cookout

Ropes Course

Arrange for a trained facilitator to take the camp through rope course activities.

Survivor Secrets

Plan a scavenger hunt with crazy clues and hints. At the end of the hunt, have a survivor party complete with tropics, palm trees, wild animals (stuffed), coconut drinks, and dinner on the beach. A late night swim would be great for a follow-up activity.



Talent Show/Open Mike

USING CDs, DVDs, or videos?
KEEP IT LEGAL!!!

www.ccli.com
www.mplc.com

