

Chaos Class

THEME CLASS

Instructor

Time

Location

Special Notes



Notes for Instructor and Staff

Chaos (theme class in previous resources) can be rotated in with other classes or provided for the whole camp at one time each day. Every camper should take this class.

When possible, it will be helpful for cabin groups to attend together. Counselors and staff should also be encouraged to attend this class with everyone else. Their leadership through example will be extremely important for the daily cacophony of noises to be effective.

Each lesson provides more activities than can possibly be completed in the average one-hour class. Pick and choose the activities that best suit the age of your campers and the facilities of your campground setting. Activities not used in the Chaos class might be used for campfire, devotions, or other gathering events during the day.

Getting Started

Each day, as campers arrive, flood them with an overwhelming symphony of noises, media, and information that represents the familiar, everyday stimulus their lives are bombarded with: loud music, camp announcements read from a loud speaker, a video or movie playing on a television or large screen, counselors shouting instructions, information flyers thrown out, a recording of computer sounds, and cell phones ringing. Be sure to include one person reading the same scripture read at the morning Breathe... Just Breathe session. The noise should overwhelm campers to the point that they must struggle to decipher anything being said to them. One by one the distractions should drop off until only one voice can be heard. Each day's lesson will provide different activities to get the class started.

Daily Themes

Day 1

CREATOR OF AWE

Day 2

THE GOD IN YOU AND ME

Day 3

IN SEARCH OF WISDOM

Day 4

GROUNDING IN LOVE

Day 5: Colossians 3:12-17

BACK ON THE BIKE

Chaos Cacophony Class

Let campers in this leadership class prepare for the class opening each day.

Chaos Day 1: Creator of Awe

GETTING STARTED

Have students from today's Chaos Cacophony leadership class be ready to begin their symphony of chaotic noises and other stimulus. Slowly, noise by noise, reduce the distractions until only one quiet voice is heard reading today's scripture from Psalm 104:10–25, 27–30.

Welcome everyone, then asks for reactions to the messages received as they gathered to class. Who heard the announcements? What messages were they able to focus in on? How was it different for different people? Explain that during Chaos Class the focus will be on discovery and discernment of God's "voice" even within the chaos of their busy everyday lives.

WHAT IS CHAOS?

To make sense of the title of theme class, it is important that everyone understands how the word chaos is being defined and used. While writing their thoughts on a flip chart, let campers try to define the word chaos. Read the camp "definition" of chaos and then discuss. Help campers connect the word to the busy, hectic schedules that are a part of today's lifestyle.

CHAOS=DAILY SCHEDULES

Divide into small groups of three to five. Assign each group the task of acting out one activity that happens as a part of their daily chaotic schedule. Groups will need to decided on their topic, figure out how they are going to present it, and they should act it out. The rest of the class should try to figure out what it is.

After each group has presented its skit, discuss all the activities together.

- How similar is the list to their day? What other activities should be added?
- How do you find time for God in the day?

On large sheets of paper, create a representative schedule for the average kid their age in their community.

GREEK DEFINITION OF CHAOS

gaping void, void from which all things developed, nothingness.

MODERN DEFINITION OF CHAOS

extreme confusion or disorder

CAMP DEFINITION OF CHAOS


the bombardment of activities, responsibilities, choices, information, and expectations which are part of everyday life.

DRAW IT

Let campers interpret Psalm 104:10–23, 27–30 through a mural. Provide markers and a long sheet of newsprint to create their masterpiece.

AWESOME . . . GOD DISCOVERIES

Remind the class that today's theme is Creator of Awe. Divide into cabin groups with counselors. Send each group on a treasure hunt to discover things that reveal the awesomeness of God's creation. Provide paper and pencil so that discoveries can be recorded rather than collected. Upon returning to class, provide blank ginkgo leaves of a different color from the ones used for names. On these leaves groups should write down their Awesome...God discoveries and then hang them on the camp's ginkgo tree. As campers hang the leaves, they should shout out the awesome discovery written on it. Since all groups will be hanging their leaves at approximately the same time, the shouting out of their discoveries will be somewhat chaotic.



FOUR-SIDED CHAOS

Create a large square using landscape timbers or long flat boards, (8–12 inches wide). The shape can also be marked out on a floor with masking tape or chalk. If this method is used, be sure to mark two sides to each line of the square ten inches apart (Illus. A). The purpose is to define a narrow walking path around the outside edge of the square. Give campers a strip of fabric to tie around their arms. The color of the fabric will identify their color.

Ask campers to stand anywhere around the outside of the square on top of the boards or inside the lines. After everyone is in place, assign a side or section of the square to each color of fabric. At least four colors should be used. Use more if the class is large enough to accommodate (Illus. B).

Instruct campers to move from their current spot to the assigned section for their color. This must be done while walking within the boundaries of the square's path. If a person falls off (out) of the path, that person must go back to his or her starting point and begin again.

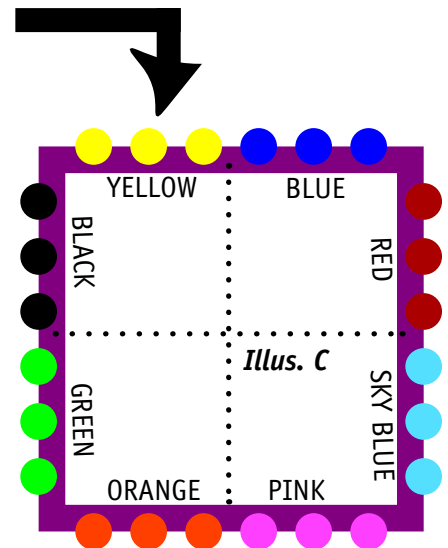
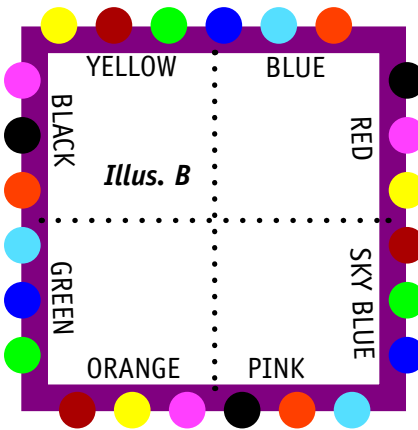
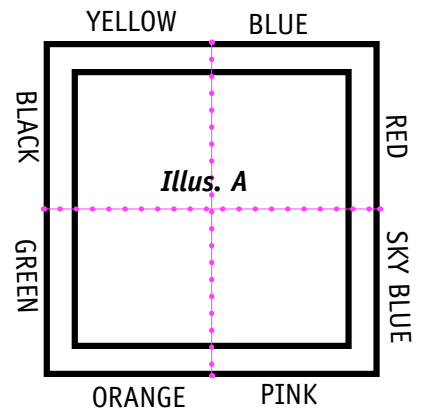
This process will require campers to pass one another while carefully keeping on the path. The goal is to get everyone safely to their assigned section, not to see who can get there first.

VARIATIONS

- Assign each color a specific direction to move. This will result in a more chaotic crossing of individuals.
- Require everyone to do the task in silence.
- Time the activity to see if by working together their efficiency of accomplishing the task can be improved.

Sit down around the square to process this activity when finished.

- What was it like when you had to cross paths with another person?
- What made the difference between your ability to move forward or a set-back that required you to start over?
- This week we are all starting from different places. You come from different towns, schools, families, communities, and friends. What can you learn from this activity about coming together into the camp community?



WRAP IT UP

Have campers stand in a circle (or around the outside of the square) and hold hands. Say: "Look around you. Look across the circle and see the faces of friends you have missed. See the faces of new friends you hope to make.

"We have come together this week from many different worlds. Back at home we have our different families and friends, our different chaotic schedules, and our own unique problems and concerns. Today you are asked to step out of the chaos of your daily life back home and embrace the Creator of Awe that surrounds us as a community in this special place.

"Frogs and crickets in the night air, the warmth of a campfire, smiles of friends, birds that wake your morning with singing. This week is for you! Enjoy the awesomeness of God!" Close by singing together, "My God Is an Awesome God."

Chaos Day 2: The God in You and Me

GETTING STARTED

Have students from today's Chaos Cacophony leadership class be ready to begin their symphony of chaotic noises and other stimulus. Slowly, noise by noise, reduce the distractions until only one quiet voice is heard reading today's scripture from Psalm 139:1–12. Following the scripture, greet each camper with a word from India, "Namaste." After each person has been individually greeted explain that this word reflects the meaning, "the Divine in me recognizes the Divine in you." Discuss what it means to have God in you and me.

GETTING TO KNOW YOU

Break into pairs. Using large sheets of newsprint and markers, make a tracing of each camper. Let campers design their likeness in a way that expresses who they are. Before beginning talk about the types of things one might choose to express about their likeness: hobbies, passions, beliefs, skills, family, where you live, gifts and talents. Provide at least ten minutes for campers to create their self-portraits.

Using strong tape, hang the self-portraits around the room, and let each person introduce their partner to the rest of the campers. If class is large, get back into pairs and have partners explain their creation to each other.

Process this activity before moving on to another.

- As you created your self-portrait, what surprised you about yourself?
- What surprised you about others?
- Where do you see God in you?
- Where do you see God in others?

Older Campers?

HIDDEN BEHIND MASKS

Create masks, using paper plates and markers. Explain that sometimes it is difficult to get to know others because of the masks we hide behind. How do people see you, how do you see yourself? Instruct campers to create a mask on both sides of the plate. On one side show the way most people see you (happy, joyful, friendly), and on the second side show the emotions and feelings that you hide inside.

Break the class into pairs. Give each pair a copy of Psalm 139:1–12 (or project on a screen for all to see.) Ask them to discuss the difference between what they let others see, how they see themselves, and how this psalm reveals God's knowledge of all humankind.

After short, small group discussion, come back together and discuss how they feel about the theology expressed in the psalm.

Younger Campers?

To understand that the Holy Spirit is ever present within is a difficult concept for children to grasp. Use balloons to explain it further.

THE HOLY SPIRIT—WHERE IS GOD IN ME?

Start with a light-color balloon. Using a small funnel, pour small pieces of confetti inside. Blow up the balloon and tie closed. Pass the balloon so everyone can see the confetti inside. Explain that the air and confetti moving inside the balloon are like the Holy Spirit. *The Holy Spirit is how God lives in each of us.*

Blow up another balloon, but hold this one closed between your fingers. Lift the balloon above your head and ask, "What will happen if I let go?" The air within the balloon will propel the balloon. Explain that the Holy Spirit is like the air inside the balloons. *God is always there to guide us.*

Give each camper a small balloon that has already been blown up and tied. Have campers rub balloons up and down on their clothes until they stick. Compare the balloon to the Holy Spirit. *God sticks by us no matter what.*

Adapted from Balloon Power, 64 Instant Group Devotions for Children's Ministry, 1998 Group Publishing.

YOU ARE A UNIQUE CREATION

Created in God's image does not equate to mean that everyone is created the same. Wouldn't that be boring!

Have everyone stand in a circle. Explain that when the instructor says something that describes you, step into the circle. Make note of how the people in the middle change in and out in a wide variety of patterns. Add statements that illustrate the likes and differences of your campers.

- favorite color is blue
- hair color brown
- favorite food is pizza
- hate strawberries
- love to shop
- rather watch than play sports
- would rather eat a meal at home than a restaurant
- have flown on a plane
- enjoy scary movies
- enjoy romantic comedies
- love science fiction
- am a channel-surfer
- would rather get up early
- would rather stay up late
- have at least one brother
- have at least one sister
- hope to move far away from my home town
- love to take tests
- good listener
- play an instrument
- love roller coasters
- have never seen an ocean
- like to cook
- prayer is a direct line to God
- see Jesus as a Jewish rebel
- would like to own a Rolls Royce
- would rather own a Jeep
- patient person
- the right clothes are important

What did you discover from the experience? If God is in you, and God is in me, and we are all created in God's image, how can everyone be so different?

HIDE AND SEEK

Tell the class they are going to play a game of hide and seek. Choose one person to be "it." Explain that in this game, "it" represents God. Before "it" hides their eyes and starts counting, explain that everyone must hide within the specific boundaries you set. (*These boundaries must be in a wide open area that provides no places to hide.*)

If campers have not questioned your rules by now, go ahead and start the game. Have "it" hide their eyes and begin to count. Since there is no place to hide, rebellion is bound to happen quickly. Gather everyone together and discuss the experience.

- How is this like the scripture message for today?
- Do you ever wish you could hide from God? Why?
- What does it mean to you to know that to hide from God is impossible?
- If we cannot hide from God, then that means God is with us through our bad choices as well as our good choices. It means that God is with us in our happiest of times and our saddest of times. It means that God is with us even when we try to push God away.

A PRAYER FOR YOU, A PRAY FOR ME

Get into pairs or groups of three and pray for the needs of one another.

LABYRINTH

Provide opportunity for campers to walk the path of a labyrinth as an exercise of centering and focusing on the God in me. For information on how to create and use a labyrinth check out the following Web sites.

www.labyrinthociety.org



WRAP IT UP

Seat the class in a circle. Show a ginkgo leaf shape, then say, "The leaves of the ginkgo tree are unique. No other tree has leaves exactly like it. Like the ginkgo tree, God has created each of us to be uniquely different. Yet in spite of our differences, God is present in each of us." Give one camper a hand mirror (mirror facing the receiver) and say, "Namaste. God in me greets God in you." After looking in the mirror that camper should turn to the person on their left, give them the mirror (mirror facing the receiver) and repeat the greeting, "Namaste. God in me greets God in you." Continue the pattern until everyone is included. Close with a prayer of thanksgiving for the uniqueness of God in each individual present.

Chaos Day 3: In Search of Wisdom

GETTING STARTED

Have students from today's Chaos Cacophony leadership class be ready to begin their symphony of chaotic noises and other stimulus. Slowly, noise by noise, reduce the distractions until nothing is heard but silence. Stand silently until the class sits quietly with you. After a few moments of silence, have the actors from the Drama Leadership class share the short skit from 1 Kings 19:1–4, 8–15. Discuss following the drama.

- Why was Elijah in the cave?
- What was he trying to find?
- Where did he look?
- When did Elijah finally hear God's message?
- Where do you turn to find answers?
- Is God's wisdom always present in the messages you receive?

GETTING THE MESSAGE?

Divide campers into groups of three or four. Distribute newsprint and markers, and have them write different ways messages are communicated to them each day (computers, radio, television, billboards, magazines, movies, books, cell phones, teachers, family, peers). Compare lists before moving on to the next activity.

WHAT ARE THE MESSAGES?

Provide diverse samples of common forms of communication media aimed at this age group.

- television—TV guides, entertainment magazines, show clips
- television advertisements—video clips
- movies—video boxes, movie reviews, movie clips
- books—*Harry Potter*, *Lord of the Rings*, romance novels
- teen magazines
- photographs of billboards
- tabloid newspapers

Have each group choose one sample to review and find the messages portrayed through it. Allow about ten minutes for research time, then have individual groups report back to the whole class.

- Is it reflective of what should be Christian action?
- Is this a common message expressed through media focused toward your age group?
- How do you feel about the use of this medium for communication of this message?
- What other themes are commonly addressed and expressed through this media?
- Where do you find the messages of wisdom God has for you?

Drama: 1 Kings 19:1–4, 8–15

Dramatize the story of Elijah on the mountain when he had to learn how to recognize God's voice.

NARRATOR: Elijah ran away from the wicked people of Israel to a mountain to talk with God. When Elijah got to the mountain, he crawled into a cave.

ELIJAH: "Is that you, God?"

GOD: "Yes. What are you doing here, Elijah?"

ELIJAH: "Lord, I have always loved you, but the people of Israel have turned their backs on you. And now they are trying to kill me."

GOD: "Go outside the mountain and I will come."

NARRATOR: So Elijah went outside. He felt a powerful wind come close, so powerful that it tore the mountains apart. (*Elijah "blows" around in the wind.*)

ELIJAH: "Is that you, God?"

NARRATOR: The Lord wasn't in the wind. Then there was an earthquake. (*Elijah stumbles.*)

ELIJAH: "Is that you, God?"

NARRATOR: But the Lord wasn't the earthquake. Then a fire came to the mountain. (*Narrator shakes out long red, orange, and yellow ribbons.*)

ELIJAH: "Is that you, God?"

NARRATOR: But the Lord wasn't in the fire, either. After the fire, there was a gentle whisper.

GOD: "Elijah, Elijah."

ELIJAH: "Is that you, God?"

GOD: "Yes, Elijah. Now you recognize my voice. Now I will help you do the right thing."

SURVIVOR

Break into small groups. Explain that they are being sent to an isolated island in the middle of the ocean with extremely limited supplies. (Camera crew not included!) They will be solely responsible for their own survival for two weeks. The weather prediction is a few days of hard rain, but mostly hot and sunny. Nights do get cold. There are fish in the sea waters and fresh fruit growing all around. There is also a fresh water spring-fed creek. The island has trees and heavy vegetation.

Each group must choose five items to take to the adventure. There are no limitations to the choices except that the group can choose only five items—that's five items for the whole group. The clothes on their backs do *not* have to be included in the five items. Unlike similar exercises like this, there are no right or wrong answers. However, the group must justify its choices. Provide time for groups to make choices and justifications, then let everyone present their scenario to the whole class.

After all the presentations, discuss how they made their decisions. What part did personal knowledge play in making wise choices? previous experience? trust in the experiences and information given by others? trust in yourself and your personal skills? What goes into making wise choices?

ARMOR OF GOD

Ask campers to read Ephesians 6:10–17 to find out what Paul suggested we take with us on our journey as a disciple of Christ stepping into the world to witness.

- belt of truth
- breastplate of righteousness
- shoes to make you ready to proclaim the gospel of peace
- shield of faith
- helmet of salvation
- sword of the Spirit, which is the word of God

WISDOM: IT'S A "GOD THING"

As a group, come to a definition of wisdom. It is known by many terms: gut instinct, discernment, common sense, personal conscience, inner voice, wisdom, truth. The picture of a good angel and a bad angel sitting on each shoulder egging you on might come to mind. Whatever name you give it, wisdom is a necessary tool for survival in a world enmeshed with diversely opposite messages. Discuss how they discern God's wisdom in the choices they make.



- | | |
|---------------|-------------|
| hammer | matches |
| air mattress | wood |
| cooking pot | shovel |
| nail polish | rice |
| salt | bowl |
| radio | four forks |
| peroxide | large spoon |
| surfboard | chef knife |
| suntan lotion | blanket |
| flashlight | rope |
| compass | soap |
| map | shampoo |
| candle | deodorant |
| computer | hairbrush |
| Palm Pilot | ax |
| cell phone | jacket |
| sugar | tote bag |
| hula hoop | bucket |
| skillet | netting |
| nails | bug spray |
| seeds | umbrella |
| towel | charcoal |

- water purifier
- toilet paper
- paper & pencil
- pocket knife
- bag of chips
- Bible
- favorite book
- deck of cards
- fishing pole
- fishing hooks
- magnifying glass
- change of clothes
- can of soda pop
- 2 gallons of water
- waterproof tarp
- magnifying glass
- teddy bear
- grill
- skillet
- Frisbee™
- tarp
- pillow
- small TV
- ice chest
- computer
- sun block
- swim shoes
- can opener

Young Campers?

Display specific items for campers to make their choices from.

Read the following scripture from 1 Corinthians 2:6–13 NRSV.

We do speak wisdom, though it is not a wisdom of this age or of the rulers of this age . . . But we speak God's wisdom, secret and hidden, which God decreed before the ages for our glory. None of the rulers of this age understood this; for if they had, they would not have crucified the Lord of glory.

But, as it is written, "What no eye has seen, nor ear heard, nor the human heart conceived, what God has prepared for those who love him"—these things God has revealed to us through the Spirit; for the Spirit searches everything, even the depths of God. For what human being knows what is truly human except the human spirit that is within? So also no one comprehends what is truly God's except the Spirit of God. Now we have received not the spirit of the world, but the Spirit that is from God, so that we may understand the gifts bestowed on us by God. And we speak of these things in words not taught by human wisdom but taught by the Spirit, interpreting spiritual things to those who are spiritual.

After hearing the scripture, revisit the class definitions for wisdom to see if campers wish to change it in any way.

WRAP IT UP

Gather in a circle for the class wrap up. Ask a camper to read James 1:5 NRSV

If any of you is lacking in wisdom, ask God, who gives to all generously and ungrudgingly, and it will be given you.

What are the messages God gives, and what are the messages of the world? This is a question we have to answer for ourselves every day. Extract from the ginkgo tree is thought by some to help mental clarity. But wisdom is much more than mental clarity. It will never be something you grasp one day and suddenly have for the rest of your life. Wisdom is a gift of the Spirit given to you as you journey and work with God. Wisdom is "a God thing"!

Close with a prayer asking for the Spirit to help everyone present find wisdom in the choices they make each day.

Notes

Older Campers?

Neo makes a choice—red pill or blue?

SHOW CLIP FROM THE MOVIE, *THE MATRIX* SCENE 8 UNTIL NEO MAKES HIS CHOICE.

Discuss what it was that drove Neo to make the choice he made.

USING CDs, DVDs, or videos? KEEP IT LEGAL!!!

www.ccli.com
www.mplc.com



Chaos Day 4: Grounded in Love

GETTING STARTED

Have students from today's Chaos Cacophony leadership class be ready to begin their symphony of chaotic noises and other stimulus. Slowly, noise by noise, reduce the distractions until only one quiet voice is heard reading today's scripture from Ephesians 3:16–19. As the scripture reading ends, ask one person to sing the melody line to "Jesus Loves the Little Children." Then play the song, "All My People" by Lil Irocc Williams, *WOW Hits 2004* (Gold CD). Encourage everyone to stand and sing along.

LOVE SCRIPTURES

Provide Bibles for campers and assign individuals or small groups scriptures to look up.


- John 13:34–35
- John 15:12
- John 21:15–17
- Romans 5:5
- Romans 8:35, 39
- 1 Corinthians 12.1–4, 13
- 1 Corinthians 16:14
- Galatians 5:14, 22–23, 25
- Ephesians 3:16–19
- Ephesians 5.2
- Colossians 3:14
- 1 Timothy 4:12
- 1 Peter 3:8
- 1 John 3: 16, 18, 24
- 1 John 4:7
- 1 John 4.9–21

After reading through the assigned scriptures, read Ephesians 3:16–19 together, then discuss what it means to be *rooted and grounded in love*.

AROUND THE WORLD

Using chalk or masking tape, map out a stylistic version of the world on the floor. Your country should be extremely unproportionately large in the world. Ask campers to move around the map in response to the following.

- If this is where our campground is (stand on it) go and stand where you live.
- Stand at the farthest location from home you have traveled.
- Go back home. Using your fingers tell us how many different towns you have lived in.
- If you have lived in more than one town, go to the location of the one farthest away.
- Raise your hand if you have ever had to change schools (even elementary to middle school).



EPHESIANS

3:16–19 NRSV

I pray that, according to the riches of his glory, he may grant that you may be strengthened in your inner being with power through his Spirit, and that Christ may dwell in your hearts through faith, as you are being *rooted and grounded in love*. I pray that you may have the power to comprehend, with all the saints, what is the breadth and length and height and depth, and to know the love of Christ that surpasses knowledge, so that you may be filled with all the fullness of God.

Gather everyone back around the location on the map that represents camp. Ask a few campers to share stories of moving from place to place. What was the biggest struggle they had to overcome? Discuss the pitfalls and perks that can accompany any kind of major change. Have campers share some of the major changes they have experienced. What was good and bad about the change? How did they get through it? What/who helped to keep them grounded? What place did God play in their adjustment?

ROOTED AND GROUNDED IN LOVE

Spread out a plastic sheet. Pull a hardy plant out of its pot and onto the plastic. Study the roots. Discuss how the roots provide the foundation by which the plant can grow. From the roots, the plants receive nourishment, water, and the strength and balance to stand tall. Compare this to the roots in their life. Where do you receive nourishment? water? strength? balance? Is it in your family? friends? the familiar? the comfortable? What happens when those things are taken away? What difference does it make when you are rooted and grounded in the love of God above all else?

TRANSPLANT AND FLOURISH

Some plants, such as hostas, not only survive transplanting, they thrive from it. It provides opportunity for new roots to grow and the gift of beauty to be shared in new places. If possible, take a large hosta (or other hardy native plant) and split it into two to four starts. As campers plant the starts in an appropriate place on the grounds, relate the transplants to transplanted people. When your roots are grounded in the right place, change can bring opportunities for new growth and development.



POWER OF LOVE

Transplant small starter plants (available from garden centers) into individual pots. Decorate pots and take home as a reminder of the week and the strength that comes from being grounded in love.

GOD IS LOVE Younger Campers?

Instruct campers to stand up, spread out, and listen as the words from 1 John 4:7–21 are read. Each time they hear the word, "love" they are to move and hug another person.

Older Campers?

Have campers lay down or sit quietly while the words from Romans 5 are shared. When finished, provide time for campers to reflect and journal on the impact of God's love in their life.

Beloved, let us love one another, because love is from God; everyone who loves is born of God and knows God. Whoever does not love does not know God, for God is love. God's love was revealed among us in this way: God sent his only Son into the world so that we might live through him. In this is love, not that we loved God but that he loved us and sent his Son to be the atoning sacrifice for our sins. Beloved, since God loved us so much, we also ought to love one another. No one has ever seen God; if we love one another, God lives in us, and his love is perfected in us.

By this we know that we abide in him and he in us, because he has given us of his Spirit. And we have seen and do testify that the Father has sent his Son as the Savior of the world. God abides in those

who confess that Jesus is the Son of God, and they abide in God. So we have known and believe the love that God has for us.

God is love, and those who abide in love abide in God, and God abides in them. Love has been perfected among us in this: that we may have boldness on the day of judgment, because as he is, so are we in this world. There is no fear in love, but perfect love casts out fear; for fear has to do with punishment, and whoever fears has not reached perfection in love. We love because he first loved us. Those who say, "I love God," and hate their brothers or sisters, are liars; for those who do not love a brother or sister whom they have seen, cannot love God whom they have not seen. The commandment we have from him is this: those who love God must love their brothers and sisters also.

—1 John 4:7–21 NRSV

Notes

WRAP IT UP

Have campers stand in a circle. Take a ball of yarn and wrap loosely around your wrist. As you do so, say the words, "God loves me." Then toss the ball of yarn to someone else in the circle. As you do so say the words, "God loves *camper's name*."

The receiving camper should repeat the same steps:

- loosely wrap the yarn around the wrist
- say, "God loves me."
- toss the yarn ball to someone else
- say, "God loves *camper's name*."

Continue this until everyone is connected by way of an overlapping web of yarn. Ask specific campers to raise an arm, sit down, step backward, and move inward.

Make the point. The web represents God's love for each one of us. No matter what we do, each one of us is unconditionally loved by God. We call that love grace. As you can see, we are all interconnected and grounded by way of this circle of God's love. Because of that, when one of us hurts, our circle is hurt, when one of us feels joy, the joy spreads. When one of us falls down, the rest of us can help them back up. You can be assured that through your ups and downs, this community of friends will be there for you. Together we are bound by God's love. Together we have the strength that comes from being grounded in love.

Chaos Day 5: Back on the Bike

GETTING STARTED

Have students from today's Chaos Cacophony leadership class be ready to begin their symphony of chaotic noises and other stimulus. Slowly, noise by noise, reduce the distractions until only one quiet voice is heard reading today's scripture from Colossians 3:12–17. Welcome everyone, then have the campers from the drama leadership class present, "Get Back on the Bike." (*Drama on page 15. If the class was not held, have leaders/campers act it out in an impromptu fashion.*)

Following the drama, divide campers into small groups of two or three.

- Share one experience you have been through that was rough and bumpy—but now that it is over you know God was with you along the way.
- Sometimes you know an experience will be rough and bumpy even before you get started, but for one reason or another you still must go through it. Describe an experience you anticipate being a hard road.
- Pray for your small group partners' experiences and that they will be aware of God's presence along the way.

ME? GOD?

In the skit, the kid on the bike was often surprised at the way Jesus guided and helped him. It is not uncommon to hear someone say, "God doesn't always answer pray the way you want." In the movie *Bruce Almighty*, Bruce discovered this truth for himself—in a unique and unusual way. In fact Bruce, was given the job of God.

Show the first clip from the movie *Bruce Almighty*. For Bruce, doing God's job was not as easy as it first seemed. Think about the variety of prayers just the people your age petition to God, not to mention everyone else! Provide sticky notes for campers to write their answers to the question, "If you could be God for one day, what would you do?" Quickly, one after the other, have everyone stick their answer(s) on the wall. As they do so, each person should also share their answer out loud. Keep the speed of this part of the activity going. It should be done rapidly with no questions in between. After all answers are posted, ask for volunteers to discuss their answers. Why did they make the choices they did? Bruce's first "god" choices had positive impact for him in some way, but in many ways they negatively affected others. How would these "god" choices affect the free will of others?

GOING HOME

After a great week at camp the thought of going home is often frustrating. The camp community has provided a safe, comfortable place for everyone to grow in their relationship with Christ. They are renewed, but going home into that everyday chaos can be a hard and bumpy road. The purpose of this class is to help campers realize that life as a Christian may not be easy, but God is always there to be the strength and support they need—even on the sharp turns, bumpy roads, and downhill slides.

BRUCE ALMIGHTY MOVIE CLIP 1

Go to scene 8: Bruce Almighty. Fast forward to begin where Bruce is parting his bowl of soup. Stop as Bruce walks across the water to shore.

USING CDs, DVDs, or videos?
KEEP IT LEGAL!!!

www.ccli.com
www.mplc.com



GOD'S BILLBOARDS

Combine campers into groups of three or four. Give each group paper and markers. Challenge them to come up with one or more billboard messages from God. The messages should reflect what they think God would want them to take with them after this week of camp.

When campers have completed their billboards, take time to read through each one. Let groups explain why they believe this is an important message to remember. Hang billboard posters in a location easily viewed and enjoyed as camp moves into the home stretch.

LOVING SUPPORT

Explain to campers that just as God is always there, the love and support of the friends they have made this week will also go home with them. To put emphasis to this idea, direct the group through the following activity. If the class is large, you may need to divide into several course routes.

Divide into groups of three. Try to group people of similar size/strength together. The groups of three will be responsible for carrying one another around a previously marked course. Make sure the course is free of debris, rocks, and potholes. Take turns, until everyone has opportunity to carry and be carried.

Carriers should cross their arms then grasp the hand of their partner to create a seat for the third person in the trio. The person being carried can help by placing their arms around the carriers's shoulders.



Process the activity. What was it like to rely on someone else? How is this like our need to rely on God? What was it like to help others? How is this like our path of Christian discipleship?

BUMPS IN THE ROAD

The drama showed the road of life, even with Jesus, as not always smooth and easy. Have campers each find a rock (or provide small rocks). Ask them to think about the bumps that will probably be in their road when they get home. Bumps can take many forms: people, things, money, attitudes. Have them assign one specific "bump" to the rock. Hold it, rub it, and pray for the courage and strength to overcome that specific "bump." Then ask them to throw the rock in the lake, off into a safe section of woods or pasture, or into the flames of a campfire. Encourage them to give their concern to God as they throw the rock away. Remind them that as they put their faith in God, the tools they need to overcome their problem will come.

What Part of "Thou Shalt Not..."
Didn't You Understand?—God

We Need to Talk—God

That "Love Thy Neighbor" Thing, I
Meant It—God

Will the Road You're on Get You to
My Place?—God

Need Directions?—God

Have You Read My #1 Best Seller?
—God

Messages from
www.freemaninstitute.com/billboard.htm

THOUGHTS OF GOD

Provide opportunity for campers to journal about their week at camp, their journey so far with Christ, and the places they feel God leading them to go. As they write or draw, play the songs "A Chant of Life" and "Community of Christ" from the *You Have the Power to Share the Light* CD.

Younger Campers?

Encourage campers to draw their thoughts.

Notes

WRAP IT UP

Show the second clip from *Bruce Almighty*. Following the clip, quietly ask the campers to join you in forming a circle. Stand together hand in hand or arm in arm.

BRUCE ALMIGHTY MOVIE CLIP 2

Go to scene 15: Out of Control. Fast forward to the point where Bruce goes back to the warehouse to meet with "God." Stop at the point "God" climbs up the ladder into the light, leaving Bruce looking up.

Say: "This week has brought its own set of bumps, curves. It has also given us many joyful rides. Often the scariest part of camp is the thought of going home. But your life back home needs you, and Jesus needs you to be willing to "Get Back on the Bike." Remember always that your journey is not alone. God is a God of wonder and awe. God is in you and me! God is your source of wisdom. It is God's love that will keep you rooted and grounded."

The ginkgo tree is resilient and strong. It handles the good and the bad. When you get home and you find yourselves missing the safety and friendships of camp, think about the ginkgo tree and the shape of its leaf: two distinct sides of the fan shape, separated yet never really apart. This is like you and God. You can never really be a part.

With God by your side, God is calling you to "Get back on your bike," YOU CAN BE THE MIRACLE!

Drama: Get Back on the Bike

Kid: (talks to group outside of drama, like a narrator) I had been praying for a long time. For days and months I had prayed about what God wanted me to do. I was ready. I was waiting. Then one day I was just walking along, minding my own business . . .
(Jesus rides in on a bike.)

Jesus: You know, you've been praying to me, asking for direction. Well, here it is.

Kid: Jesus? Cool! You're here. I have been waiting for this!

Jesus: Jump on. (Pause) You said you were waiting. Jump on!

Kid: What? Get on the bike? Well, OK, if you're asking, then I'm ready.

(Jesus slowly starts peddling the bike.)

Kid: (puts arms behind head, relaxes) Finally. I'm going to know exactly what I am suppose to do and where I am suppose to go! I'm with Jesus. Thank goodness. And look, this is such a nice easy ride. He's doing all the work! Look, I can just sit back and relax.

(Suddenly the bike ride starts to get wild, with quicker sharper turns. Kid reaches to hold on tight.)

Kid: Hey, what's going on? You almost lost me back there!

Jesus: Hang on kid, you're in for quite a ride! (wild ride continues)

Kid: Hey! This isn't what I expected. We're going up steep hills, around sharp corners. (Spray water.) It's raining. Aren't we going to

stop? Jesus? This is crazy! This is dangerous! Let me off! Jesus, I want off!

Jesus: Yeah, that's right. I think you are about ready. (stops and indicates for Kid 1 to move to the seat, and invites Kid 2 to move into the riding position.) You peddle for a while!

Kid: (beginning to peddle) Well, at least now I can do it at my own pace. (They peddle slowing for a while, with Jesus yawning and looking around Kid's shoulder at the road ahead.)

Jesus: Hey, take that path. (points to a turn in the road)

Kid: (stops and looks at the direction Jesus wants them to go) The gravel road? up the mountain?

Jesus: Yeah. (Kid begins to peddle up the hill, straining against the steep incline.)


Kid: (struggling for breath as he talks) You know, Jesus, this is not exactly what I had in mind when I asked for your help. There was a perfectly good road back there with fewer hills, fewer rocks, and fewer bumps. It would have been so much easier!

Jesus: (with joy) This is a "God thing," *kid's name*. Keep peddling, we are almost to the top!

(At the top of the hill, Kid screams in terror as it is apparent that they are now completely out of control, racing down the mountain. Jesus lifts his arms and screams with delight as if riding a roller coaster. Finally, at the bottom, Kid regains control of the peddles and quickly stops the bike. Huffing and puffing, feeling his/her pulse, Kid turns angrily to look at Jesus. But suddenly his anger turns to joy as Kid see the smile on Jesus' face. Kid begins to smile. They both begin to laugh, dance, and shout for joy.)

Jesus: Hey Kid, you want to go again?

Kid: Yeah!



Consider using the production of this drama as a leadership class. Let campers act, direct, design, and present for the final Chaos class.