


First Sunday after Christmas



The Children's Illustrated Bible
page 198-199

An angel of the Lord appeared to Joseph in a dream and said, "Get up, take Jesus and Mary, and flee to Egypt. Stay there until I tell you; for King Herod will destroy the child." Then Joseph took his family by night to Egypt.

When Herod died, an angel again appeared in a dream and said, "Joseph, take your family to Israel." Joseph got up, but when he heard that Herod's son was ruling over Judea, he was afraid to go there. Again Joseph was warned in a dream, so he went to a town called Nazareth.

—Matthew 2:13-23 adapted

Simeon said, "Lord, now let me go in peace, for my eyes have seen my salvation."

—Luke 2:29-30 adapted



☐ Caring for Jesus

Share the story of Jesus' birth from *The Children's Illustrated Bible* pages 198-199 and from Matthew 2:13-23. Ask the kids if they know of any refugees or have seen any on TV. What are some of the hardships faced by refugees: being homesick? hungry? getting along in new jobs and new schools? Jesus' family lived through many difficult situations, such as the ones told in this story. But God was with them. God is with us, also, even in our worst situations. We can have faith in a God who understands our problems.

Discuss: Have you ever been on a trip or moved to a new place? What was it like? What did you like about it (making new friends, adventure, etc.)? What was difficult about it (leaving friends, etc.)? Joseph, Mary, and Jesus moved often when Jesus was young.

Play a game about making the trip with Mary, Joseph, and Jesus. Have everyone lay on the floor with their coats. Tell the following story and every time you say, "Get up and take a trip," kids are to get up, pick up their stuff, and go to another corner of the room that you designate, or travel in a circle and sit back down. Ask: How did God protect baby Jesus and his family?

Before Jesus was even born
An angel came to say:
Get up, Joseph, go to Bethlehem!
Your taxes you must pay!
(*Get up and take a trip!*)

Then when baby Jesus was born
An angel came to say:
Get up, Joseph, go to Egypt!
Herod comes today!
(*Get up and take a trip!*)

Then when Jesus was a tot
An angel came to say:
Get up, Joseph, go back home.
It's safe for you today.
(*Get up and take a trip!*)

☐ Baby Blessing

Share the story of Jesus' baby blessing from *The Children's Illustrated Bible*, pages 194-195, and from Luke 2:22-40. Simeon and Anna have a promise of the future in this tiny baby. Many denominations baptize children into the church when they are babies. The Community of Christ offers a blessing for babies. This puts responsibility on the congregational family in raising the child. Discuss:

1. Have you seen a baby blessed?
2. Were you blessed in the church? Do your parents have pictures or a certificate of it?

☐ Boxing Day

Many years ago, on the day after Christmas, the priests opened the church collection boxes for the poor; they were filled with money. Money boxes were then made up to give to children in need. Help kids make a money box out of a dollar bill origami-style as shown on the KidsPage. Give them items to fill the boxes—small gifts, stickers, pencils, crayons, treats—and deliver to a children's hospital or safe house.



An angel of the Lord appeared to Joseph in dream and said, "Get up, take Jesus and his mother, and flee."

—Matthew 2:13 adapted

What were the best things about your Christmas?

1. _____

2. _____

3. _____

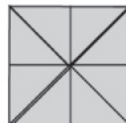

Make a gift box from a dollar bill.

Fold the dollar over once to make a square.

If this is too small, use 8" square paper.

Fold the square diagonally both ways. Open it flat with the inside up.

Fold all four corners in to the center.



Turn the square over and fold all four corners to the center again.

Fold all the points outward so they extend past the original square.

Turn the square over again. Fold the center points back to the outside points.

Pinch each top point from the outside, causing the points to stand up and fold at the top.

