


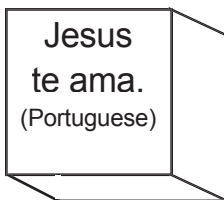
Pentecost/Endowment Day



The Children's Illustrated Bible
pages 284–285

When the day of Pentecost came, the believers and disciples were all together. Suddenly from heaven there came the sound of a violent wind. Tongues, like fire, came on each of them. And they were all filled with the Holy Spirit and spoke in other languages. Jews from every nation were surprised. They said, "In our own languages we hear them speaking about God's power."

—Acts 2:1–16 adapted



Feel the Holy Spirit

With the help of a "special effects" crew, share the story of Pentecost from Acts 2:1-21 and from pages 284-285 of *The Children's Illustrated Bible*. At the appropriate time in the storytelling, have your "crew" turn on a large fan where red, orange, and gold "tongues of flame" paper streamers are tied. The crew can throw confetti or glitter in front of the fan to blow over the kids.

When the disciples met to celebrate the Jewish festival of Passover, never in their wildest dreams did they think that the Holy Spirit, which Jesus had promised, would come like it did. It allowed them to speak languages they didn't know so they could tell others about Jesus. Think what an awesome party this became as people excitedly shared the wonderful news of Jesus!

1. How can we tell someone who doesn't speak our language that Jesus loves them?
2. How does Jesus show you he loves you?

Amazing Sign

The disciples were able to speak in ways that everyone could understand.

Teach kids how to say "Jesus Loves You" in American Sign Language following the directions below. Sign language is the fourth most used language in the United States. Do you know someone who can't hear? What other words can you speak to them?




Jesus
Touch the index finger of the right hand to the palm of the left hand, showing the holes in Jesus' hands. Reverse (do both hands).

Loves
Cross hands at wrist and press over heart.

You
Point to another person with your index finger.

Spirit Game

Have kids color and cut out the pattern on their KidsPage to create a language cube. Fold on dotted lines and tape or glue together. Invite kids into a circle to play, letting each kid roll their cube in turn. If a language square lands up, the kid shares the good news about Jesus in the language shown on the upturned side. If the cube lands on "your language," kids can make up a language of joy and praise. If it lands on "sign language," kids use the sign language on this page saying that "Jesus Loves You." Play until everyone learns the new languages.



Write a Psalm

Write a psalm of something awesome that God created. These "Psalm Pstarters" may help you get started:

God gave me _____

I wait patiently for God to _____

God, I love you because _____

I pray to you for _____

