

# Second Sunday in Lent




*The Children's  
Illustrated  
Bible*  
page 274

## Jesus Prepares Us

Share the story of Jesus telling the disciples to take up their cross and follow him from Mark 8:31-38, showing the picture of Jesus carrying the cross in *The Children's Illustrated Bible*. Discuss: Carrying our cross can mean following what God wants us to do. Jesus' cross was the misunderstanding of those he came to save, resulting in his death. Not everyone's burden is so heavy to bear, but many times it does involve misunderstanding from others when we do what God wants us to. But following God is what Jesus told us to do!

Jesus began to teach them that he, the Son of Man, would suffer terrible things and be rejected by the religious leaders. He would be killed, but after three days rise again. He called out to the crowd and his disciples and said, "If any of you want to become my followers, forget about yourselves and carry your cross and follow me. For those who want to save their life will lose it, and those who lose their life to do my work will save it. For what good is it to gain the whole world and lose your life? Is anything worth more than your soul?"

—Mark 8:31, 34–37  
adapted



## Take Up the Cross

### Jump-Rope Game

Play a jump-rope game to illustrate staying on the cross. Mark off a cross-shaped playing area with masking tape or sidewalk chalk. Kids are to stay in the center of the cross while jumping. If they step over the lines, their turn is over and the next kid takes a turn. Two kids are needed to turn the jump rope. Kids jump in, one at a time, while all repeat this rhyme:


**L-O-V-E is what Jesus means to me.**

**L-O-V-E is what Jesus gets from me.**

Then count: **1-2-3-4-5-6-**. Kids can jump as many times as they want until they step out of the cross, miss, or until a set limit is reached. Discuss after: Was it difficult to stay inside the cross? What did you have to do to stay in the cross? (Watch where I stepped; keep checking where my feet went.) That's all we have to do to choose the cross and follow Jesus. Keep checking what we're doing and checking our actions with what we've learned about Jesus.

## Disciple Cross

Central American artists paint pictures of Jesus and people as disciples on crosses, a different picture on each "arm" of the cross. Have the students cut crosses out of construction paper and create "disciple crosses," which they may display in worship.






Jesus began to teach them that he, the Son of Man, would suffer terrible things and be rejected by the religious leaders. He would be killed, but after three days rise again. He called out to the crowd and his disciples and said, "If any of you want to become my followers, forget about yourselves and carry your cross and follow me. For those who want to save their life will lose it, and those who lose their life to do my work will save it. For what good is it to gain the whole world and lose your life? Is anything worth more than your soul?"

—Mark 8:31, 34–37 adapted

**Make a list of ways you can take up the cross.**

1. \_\_\_\_\_
2. \_\_\_\_\_
3. \_\_\_\_\_
4. \_\_\_\_\_
5. \_\_\_\_\_

**Find the way to the cross in the middle!**



Start here